

Architectural Urethane™

Polyurethane Millwork By Melton Classics



Melton
Classics™
Incorporated
fine architectural millwork products



TABLE OF CONTENTS

Balustrade Systems	5-34
- 3-1/4" to 3-5/8" system	5-8
- 4-1/2" system	9-13
- 5-1/2" system	14-16
- 7-1/4" system	16-21
- 12" system	21-24
- Over the Newel system	25
- Miscellaneous Rails	26
- Porch Posts & Lamp Posts	27
- Installation Guide	28-34
Brackets & Dentil Blocks	35-46
- Brackets	35-41
- Dentil Blocks	42-45
- Rafter Tails	46
Entrance Systems	47-53
- 3"	49-50
- 4"	51-52
- 6"	53
Louvers	54-57
Miscellaneous	58-64
- Gable Decorations	58-59
- Balls, Nips, Bips, Niche, Decorative Elements	60-62,64
- Door Panels	63
Mouldings	65-82
- Flat Boards	65
- Rosettes	69
Window Features	83-96
- Arches	83-84
- Keystones	85-86
- Window Heads	87-93
- Dormer Pediments	94
- Window Panels	95
- Shutters	96
Ceiling Medallions	97-100
Index	101-106

From design to development fabrication to facade.



Melton Classics can create any type or style millwork you need. Our patternmakers will work from drawings, existing moldings or your designs, to bring your ideas to life - no matter how large or small the project.

Proudly Made in the
USA

Melton Classics is committed to manufacturing highest quality urethane millwork solutions for the building industry.

Melton Classics far exceeds the performance of wood without any aesthetic compromise. Each pattern is made to exacting dimensions by our staff of Master patternmakers. The edges of Melton Classics products are sharp, clean, and offer the true authentic look of wood.

Melton Classics will not rot, will hold paint better than wood, and provides lower maintenance over the life of the product.

Melton Classics comes factory primed with a high emulsion exterior latex paint and can be finish coated with any high quality exterior latex paint.

Melton Classics products are made from water-based products and are environmentally friendly.

Melton Classics has over 50 years of experience in the urethane millwork industry. We have the knowledge, experience, and expertise to make the product you want at a fair price.

**ALL MELTON CLASSICS PRODUCTS
ARE MADE AT OUR PLANT IN THE USA.**




MANUFACTURED IN AMERICA

Melton Classics is committed to manufacturing the highest quality urethane millwork products.

Residential or Commercial, Melton Classics can replicate historic millwork made by the finest craftsmen to exacting detail.

Architects, builders, and homeowners strive to make their project unique. Melton Classics can make your new millwork ideas come to life.



CUSTOM DESIGNS, STYLES, & SIZES AT YOUR REQUEST



At Melton Classics, Inc., our Master Patternmakers can work from drawings, pictures, prints, or original pieces to provide you with a long lasting quality product. We would love to quote your custom project. Whether you are in need of a historic reproduction or you have your own design, allow us to bring your ideas and designs to life.

LIMITED WARRANTY

Melton Classics, Inc. hereby warrants its parts upon the following conditions against defects in materials and workmanship for a period of one year after delivery to Purchaser when used and installed under normal conditions. The foregoing warranty is in lieu of and excludes all other warranties not expressly set forth herein, whether expressed or implied by operation of law or otherwise including but not limited to any implied warranties or merchantability or fitness. Failure to follow Melton Classics's storage and installation instructions will void this limited warranty.

Buyer and installer must inspect each piece before installation. Installer and Buyer waive all defects, which could have been discovered by reasonable inspection prior to installation. This includes all misalignment, misfitted, parts, dimensional discrepancies and the like. In the event that any claim is made under this warranty, an authorized representative of Melton Classics shall have the right to inspect the parts and if, in his or her sole discretion, said representative determines the parts defective, Melton Classics will repair, replace, or refund its distributor the amount paid to Melton Classics for said defective parts. The sole obligation of Melton Classics under this warranty is to REPAIR, REPLACE, OR REFUND as described above.

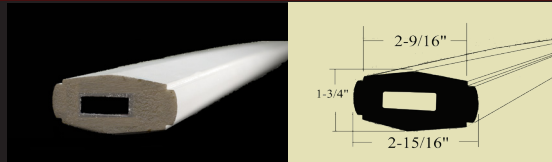
Melton Classics shall have no liability to any person, firm, or corporation whatsoever for incidental or consequential damages such as but not limited to, labor, finishing cost, parts damaged by freight carriers, freight charges, installation, lost profits, lost sales or like. No purchaser may take any deduction, credit, or set-off against any amount owed Melton Classics or make any charge-back without express written consent of Melton Classics.



3-1/4" to 3-5/8" Balustrade System

MTR 180

MTR 180 - 8', 10', 12' Top /Bottom Rail




Top Width	Overall Width	Height
2-9/16"	2-15/16"	1-3/4"



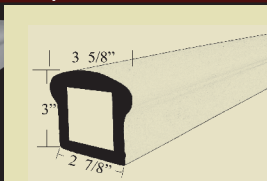
MTR 200 / MBR 201

MTR 200 - 8', 10', 12'

Top Rail




Top Width	Bottom Width	Height
3-5/8"	2-7/8"	3"

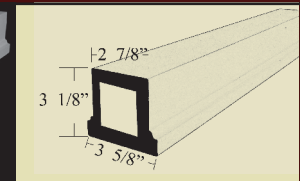


MBR 201 - 8', 10', 12'

Bottom Rail



Top Width	Bottom Width	Height
2-7/8"	3-5/8"	3-1/8"




RADIUS RAILS AVAILABLE - CONTACT US FOR A QUOTE.

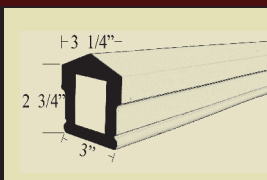
MTR 210 / MBR 211

MTR 210 - 8', 10', 12'

Top Rail




Top Width	Bottom Width	Height
3-1/4"	3"	2-3/4"

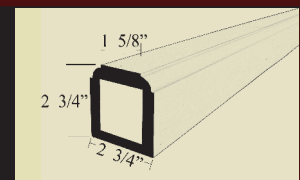


MBR 211 - 8', 10', 12'

Bottom Rail




Top Width	Bottom Width	Height
1-5/8"	2-3/4"	2-3/4"



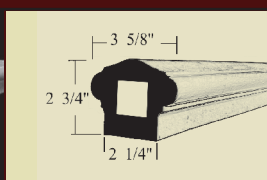
MTR 232 / MBR 233

MTR 232 - 8', 10', 12'

Top Rail




Top Width	Bottom Width	Height
3-5/8"	2-1/4"	2-3/4"

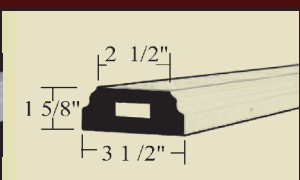


MBR 233 - 8', 10', 12'

Bottom Rail



Top Width	Bottom Width	Height
2-1/2"	3-1/2"	1-5/8"



3-1/4" to 3-5/8" Balustrade System



MBAL 100			
Part No.	Width	Height	
MBAL 100-16	1-3/4"	16"	
MBAL 100-20	1-3/4"	20"	
MBAL 100-22	1-3/4"	22"	
MBAL 100-24	1-3/4"	24"	
MBAL 100-28	1-3/4"	28"	
MBAL 100-32	1-3/4"	32"	
MBAL 100-36	1-3/4"	36"	
Spacing on Center - 5-5/8"			

MBAL 103			
Part No.	Width	Height	
MBAL 103-20	2-1/2"	20"	
MBAL 103-24	2-1/2"	24"	
MBAL 103-28	2-1/2"	28"	
MBAL 103-30	2-1/2"	30"	
MBAL 103-32	2-1/2"	32"	
MSBAL 103-34	2-1/2"	28" Ext 34"	
MBAL 103-36	2-1/2"	36"	
Spacing on Center - 5-1/4"			

MBAL 115			
Part No.	Width	Height	
MBAL 115-24	2-1/2"	24"	
Spacing on Center - 5-1/8"			

MBAL 125			
Part No.	Width	Height	
MBAL 125-20	1-1/4"	20"	
MBAL 125-24	1-1/4"	24"	
MBAL 125-28	1-1/4"	28"	
MBAL 125-32	1-1/4"	32"	
MBAL 125-36	1-1/4"	36"	
Spacing on Center - 5-1/8"			


MBAL 127			
Part No.	Width	Height	
MBAL 127-20	2-3/4"	20"	
Spacing on Center - 5-1/2"			

MBAL 139			
Part No.	Width	Height	
MBAL 139-22	2-3/4"	22"	
Spacing on Center - 5-3/4"			

MBAL 140			
Part No.	Width	Height	
MBAL 140-24	2-1/2"	24"	
MSBAL 140-27	2-1/2"	27"	
Spacing on Center - 5-1/4"			


*(MSBAL) are balusters with extended blocks. The can be used for stair applications or as a taller baluster.

3-1/4" to 3-5/8" Balustrade System Continued




MBAL 169		
<i>Part No.</i>	<i>Width</i>	<i>Height</i>
MBAL 169-17	2-1/2"	17-1/2"

Spacing on Center - 5-1/4"



MBAL 173		
<i>Part No.</i>	<i>Width</i>	<i>Height</i>
MBAL 173-32	1 3/4"	32"


Spacing on Center - 5-1/2"



MBAL 182		
<i>Part No.</i>	<i>Width</i>	<i>Height</i>
MBAL 182-30	2-1/2"	30"
MSBAL 182-34	2-1/2"	34"


*Available with V-notch in top & bottom to fit MTR 180 Rail

Spacing on Center - 5-3/4"




MBAL 211		
<i>Part No.</i>	<i>Width</i>	<i>Height</i>
MBAL 211-28	1-3/4"	28"

Square chamfered edge baluster.




MBAL 191		
<i>Part No.</i>	<i>Width</i>	<i>Height</i>
MBAL 191-16	1-7/8"	16-1/4"

Spacing on Center - 4-5/8"



MBAL 229		
<i>Part No.</i>	<i>Width</i>	<i>Height</i>
MBAL 229-29	2-1/2"	29"


Spacing on Center - 6-1/8"



MBAL 203		
<i>Part No.</i>	<i>Width</i>	<i>Height</i>
MBAL 203-25	2-3/4"	25"


*Available with V-notch in bottom to fit MTR 180 Rail

Spacing on Center - 5-1/4"



MBAL 289		
<i>Part No.</i>	<i>Width</i>	<i>Height</i>
MBAL 289-20	2-1/2"	19-7/8"

Spacing on Center - 5-5/8"



MBAL 207		
<i>Part No.</i>	<i>Width</i>	<i>Height</i>
MBAL 207-28	2-1/2"	28"

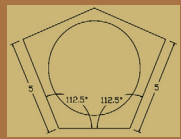
Spacing on Center - 5-1/2"

Installation Instructions
Pages 28-34.

3-1/4" to 3-5/8" Balustrade System

MBAL 600			
<i>Part No.</i>	<i>Width</i>	<i>Height</i>	
MBAL 600-20	2-1/4"	20"	
MBAL 600-24	2-1/4"	24"	
MBAL 600-25	2-1/4"	25"	
MBAL 600-28	2-1/4"	28"	
MBAL 600-32	2-1/4"	32"	
MBAL 600-36	2-1/4"	36"	
Spacing on Center - 6-1/8"			

MBAL 2046			
<i>Part No.</i>	<i>Width</i>	<i>Height</i>	
MBAL 2046-24	1-1/4"	24"	
Round Baluster			
Spacing on Center - 5-1/8"			

PLAIN NEWEL POSTS			
<i>Part No.</i>	<i>Width</i>	<i>Height</i>	
MNP 300-4	4"	48"	
MNP 300-6	5-1/2"	48"	
5-Sided Newel Post			
		MAPNP 310-6	

<i>Part No.</i>	<i>Width</i>	<i>Height</i>	
HTNP 2540-5	5-1/2"	40"	
HTNP 2540-5	5-1/2"	48"	

NEWEL CAPS			
	<i>Part No.</i>	<i>Width</i>	<i>Height</i>
	MNC 300-6	6-1/4"	1-1/2"
	MFNC 301-4	4-3/8"	2-1/4"
	MFNC 301-6	6-3/4"	2-1/2"
	MPNC 302-6	6-1/2"	2"
	MPNC 302-1-6	6-1/2"	1-1/2"
	MANC 310-6	To Fit	1-1/2"
BALL TOP			
	<i>Part No.</i>	<i>Base Dia</i>	<i>Height</i>
	MBALL 601-3	2-7/8"	4-1/2"
	MBALL 601-4	3-1/2"	5-1/4"
	MBALL 600-5	5"	6-1/2"
TRIM COLLARS			
	<i>Part No.</i>	<i>Width</i>	<i>Height</i>
	MTC - 4	4"	2-1/8"
	MTC - 6	5-1/2"	2-1/8"
	MTC 302-4	4"	10-1/2"
	MTC 302-6	5-1/2"	10-1/2"
MNPB can be modified in height.			

RAIL KITS / STAIR RAIL KITS			
Part No.	MRK 202	/	MRKS 202
Part No.	MRK 760	/	MRKS 760
**Customer must specify rise and run of stairs 1 KIT PER TOP & BOTTOM RAIL SECTION			


Installation kits & instructions
Pages 28-34.



4-1/2" Balustrade System

MTRG 202

Part No.	Description	
MTRG 202-8'	4-1/2" x 8'	Gooseneck Rail
MTRG 202-10'	4-1/2" x 10'	Gooseneck Rail
MTRG 202-12'	4-1/2" x 12'	Gooseneck Rail



Top Width	Bottom Width	Height
4-1/2"	3-5/8"	3"

*4-5/8" Gooseneck Drop
Parts come with 2 gooseneck ends.



RAIL SUPPORT BLOCK



Part No.	Height	Width	Length
MSB 900	4"	3-1/2"	5-1/2"


MTR 202/MBR 203

MTR 202 - 8', 10', 12'

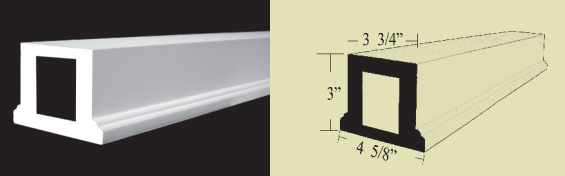
Top Rail

MBR 203 - 8', 10', 12'

Bottom Rail



Top Width	Bottom Width	Height
4-1/2"	3-5/8"	3"



Top Width	Bottom Width	Height
3-3/4"	4-5/8"	3"

RADIUS RAILS AVAILABLE - CONTACT US FOR A QUOTE

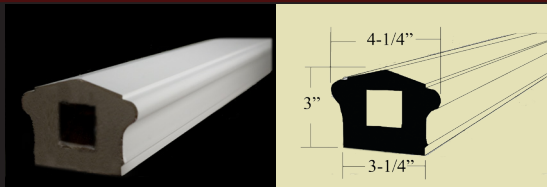
MTR 760/MBR 761

MTR 760 - 8', 10', 12'

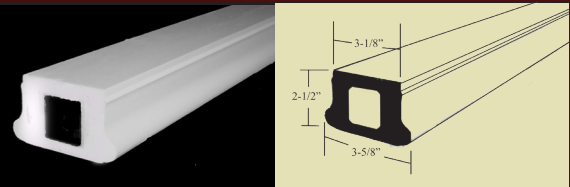
Top Rail

MBR 761 - 8', 10', 12'

Bottom Rail



Top Width	Bottom Width	Height
4-1/4"	3-1/4"	3"



Top Width	Bottom Width	Height
3-1/8"	3-5/8"	2 1/2"

RADIUS RAILS AVAILABLE - CONTACT US FOR A QUOTE

4-1/2" Balustrade System Continued



MBAL 110			
Part No.	Width	Height	
MBAL 110-18	3"	18"	
MBAL 110-20	3"	20"	
MBAL 110-24	3"	24"	
MBAL 110-26	3"	26"	
MBAL 110-28	3"	28"	
MBAL 110-30	3"	30"	
Spacing on Center - 5-1/2"			

MBAL 131			
Part No.	Width	Height	
MBAL 131-24	3-1/2"	24"	
Spacing on Center - 5-3/4"			

MBAL 133			
Part No.	Width	Height	
MBAL 133-27	3-1/4"	27"	
Spacing on Center - 5-3/4"			

MBAL 136			
Part No.	Width	Height	
MBAL 136-24	3-1/2"	24"	
MBAL 136-26	3-1/2"	26"	
MBAL 136-30	3-1/2"	30"	
Spacing on Center - 6"			


MBAL 137			
Part No.	Width	Height	
MBAL 137-28	3-1/2"	28"	
MSBAL 137-32	3-1/2"	28" Ext 32"	
MSBAL 137-34	3-1/2"	28" Ext 34"	
Spacing on Center - 5-1/2"			

MBAL 138			
Part No.	Width	Height	
MBAL 138-18	3-1/4"	18"	
Spacing on Center - 5-5/8"			

MBAL 139			
Part No.	Width	Height	
MBAL 139-22	2-3/4"	22"	
Spacing on Center - 5-3/4"			

*(MSBAL) are balusters with extended blocks. The can be used for stair applications or as a taller baluster.

4-1/2" Balustrade System Continued




MBAL 141

<i>Part No.</i>	<i>Width</i>	<i>Height</i>
MBAL 141-14	3-1/2"	14"

Spacing on Center - 6"






MBAL 161

<i>Part No.</i>	<i>Width</i>	<i>Height</i>
MBAL 161-20	3"	20"
MBAL 161-24	3"	24"
MBAL 161-26	3"	26"
MBAL 161-28	3"	28"
MBAL 161-32	3"	32"
MBAL 161-36	3"	36"


Spacing on Center - 6-7/8"



MBAL 194

<i>Part No.</i>	<i>Width</i>	<i>Height</i>
MBAL 194-31	3-1/2"	31-5/8"


Spacing on Center - 5-3/8"



MBAL 185

<i>Part No.</i>	<i>Width</i>	<i>Height</i>
MBAL 185-19	3-3/8"	19-1/8"


Spacing on Center - 5-1/4"



MBAL 201

<i>Part No.</i>	<i>Width</i>	<i>Height</i>
MBAL 201-19	3"	18-7/8"


Spacing on Center - 5"



MBAL 186

<i>Part No.</i>	<i>Width</i>	<i>Height</i>
MBAL 186-22	3-1/4"	22-5/8"

Spacing on Center - 5-5/8"



MBAL 202


<i>Part No.</i>	<i>Width</i>	<i>Height</i>
MBAL 202-26	3-1/4"	26"

Spacing on Center - 5-3/8"

CAD drawings available.

**Installation instructions
see pages 28-34.**


4-1/2" Balustrade System Continued

MBAL 436

Part No.	Width	Height
MBAL 436-32	3-1/2"	32"


Spacing on Center - 6"



MBAL 341

Part No.	Width	Height
MBAL 341-27	2-7/8"	26-3/4"


Spacing on Center - 5-3/8"



MBAL 2033

Part No.	Width	Height
MBAL 2033-20	3-1/4"	20"


Spacing on Center - 5-3/4"



MBAL 386

Part No.	Width	Height
MBAL 386-24	2-7/8"	24-3/4"

Spacing on Center - 5-7/16"



MBAL 2220

Part No.	Width	Height
MBAL 2220-28	3"	28"
MSBAL 2220-32	3"	32"


Square chamfered edge baluster
Spacing on Center - 6-15/16"

CUSTOM

RADIUS RAILS / CUSTOM BALUSTERS
CONTACT US FOR A QUOTE.

quotes@MeltonClassics.com

RAIL SUPPORT BLOCK



Part No.	Height	Width	Length
MSB 900	4"	3-1/2"	5-1/2"

Fits all rail sizes.

*(MSBAL) are balusters with extended blocks . The can be used for stair applications or as a taller baluster























4-1/2" Balustrade System Continued

NEWEL CAPS			
	Part No.	Width	Height
	MNC 300-6	6-1/4"	1-1/2"
	MNC 300-8	8-1/2"	1-1/2"
	MFNC 301-6	6-3/8"	2-1/2"
	MFNC 301-8	8-3/4"	2-3/4"
	MPNC 302-6	6-1/2"	2"
	MPNC 302-8	8-3/4"	2-1/4"
	MPNC 302-1-6	6-1/2"	1-1/2"
	MPNC 302-1-8	8-3/4"	1-3/4"
BALL TOPS			
	Part No.	Base Dia	Height
	MBALL 600-5	5"	6-1/2"
	MBALL 600-6	6"	8"
	MBALL 600-7	7"	9-1/2"
TRIM COLLARS			
	Part No.	Width	Height
	MTC-4 5/8	4 5/8"	2-1/8"
	MTC-6	5-1/2"	2-1/8"
	MTC-8	8"	2-1/8"
	MTC 302-6	5-1/2"	10-3/4"
	MTC 302-8	8"	10-3/4"
	MNPB can be modified in height.		

RAIL KITS / STAIR RAIL KITS		
Part No.	MRK 202 / MRKS 202	
Part No.	MRK 760 / MRKS 760	
**Customer must specify rise and run of stairs. 1 KIT PER TOP & BOTTOM RAIL SECTION		



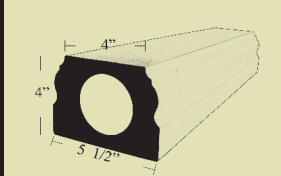
***Contact us for CAD drawings.**

**Installation Instructions
Pages 28-34.**


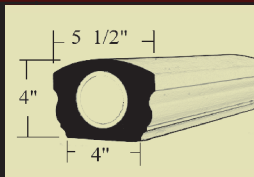
PLAIN NEWEL POSTS																		
	Part No.	Width	Height															
	MNP 300-6	5-1/2"	48"															
	MNP 300-8	8"	48"															
	MNP 300-8-18	8"	18-1/2"															
RAISED PANEL NEWEL POST																		
	<table border="1" style="width: 100%; border-collapse: collapse;"> <tr> <td></td> <td></td> <td></td> </tr> <tr> <td style="text-align: center;">In-Line</td> <td style="text-align: center;">Corner</td> <td style="text-align: center;">End</td> </tr> <tr> <th colspan="3" style="background-color: #800000; color: white; text-align: center;">Part No.</th> </tr> <tr> <td>MPNP 301-8</td> <td>MCNP 302-8</td> <td>MSNP 303-8</td> </tr> <tr> <td style="text-align: center;">Width 8"</td> <td style="text-align: center;">X</td> <td style="text-align: center;">Height 48"</td> </tr> </table>						In-Line	Corner	End	Part No.			MPNP 301-8	MCNP 302-8	MSNP 303-8	Width 8"	X	Height 48"
																		
In-Line	Corner	End																
Part No.																		
MPNP 301-8	MCNP 302-8	MSNP 303-8																
Width 8"	X	Height 48"																
RECESSED FLAT PANEL NEWEL POST																		
	<table border="1" style="width: 100%; border-collapse: collapse;"> <tr> <td></td> <td></td> <td></td> </tr> <tr> <td style="text-align: center;">In-Line</td> <td style="text-align: center;">Corner</td> <td style="text-align: center;">End</td> </tr> <tr> <th colspan="3" style="background-color: #800000; color: white; text-align: center;">Part No.</th> </tr> <tr> <td>MPNP 307-8</td> <td>MCNP 308-8</td> <td>MSNP 309-8</td> </tr> <tr> <td style="text-align: center;">Width 8"</td> <td style="text-align: center;">X</td> <td style="text-align: center;">Height 48"</td> </tr> </table>						In-Line	Corner	End	Part No.			MPNP 307-8	MCNP 308-8	MSNP 309-8	Width 8"	X	Height 48"
																		
In-Line	Corner	End																
Part No.																		
MPNP 307-8	MCNP 308-8	MSNP 309-8																
Width 8"	X	Height 48"																
NEWEL KITS																		
	Part No.	STAINLESS STEEL KITS AVAILABLE FOR COASTAL APPLICATIONS																
	MNPK 300-6																	
	MNPK 300-8																	
		Specify Concrete or Wood C = Concrete W = Wood Ex. MNPK 300-8-C																

5-1/2" Balustrade System


MTR 204 / MBR 205

MTR 204 - 8', 10', 12' Top Rail			MBR 205 - 8', 10', 12' Bottom Rail		
					
Top Width	Bottom Width	Height	Top Width	Bottom Width	Height
5-1/2"	4"	4"	4"	5-1/2"	4"
RADIUS RAILS AVAILABLE - CONTACT US quotes@MeltonClassics.com					


MTR 218

MTR 218 - 8', 10', 12' Top Rail		
		
Top Width	Bottom Width	Height
5-1/2"	4"	4"
RADIUS RAILS AVAILABLE - CONTACT US FOR A QUOTE		


MBAL 113

	Part No.	Width	Height
	MBAL 113-24	3-5/8"	24"
	MSBAL 113-26	3-5/8"	26"
	MSBAL 113-30	3-5/8"	30"
Spacing on Center - 6"			


MBAL 144

	Part No.	Width	Height
	MBAL 144-23	3-3/4"	23"
	Spacing on Center - 6"		

MBAL 109

	Part No.	Width	Height
	MBAL 109-19	3-3/4"	19"
	MSBAL 109-22	3-3/4"	19" Ext 22"
	MSBAL 109-24	3-3/4"	19" Ext 24-1/2"
	MBAL 109-26	3-3/4"	26"
	MSBAL 109-30	3-3/4"	19" Ext 30"
MBAL 109-32	3-3/4"	32"	
Spacing on Center - 6"			

MBAL 145

	Part No.	Width	Height
	MBAL 145-28	3-7/8"	28"
	Spacing on Center - 5-7/8"		


RAIL KITS / STAIR RAIL KITS

Part No. MRK 204 / MRKS 204

Part No. MRK 218 / MRKS 218

**Customer must specify rise and run of stairs.
1 KIT PER TOP & BOTTOM RAIL SECTION
See page 28-34.


5-1/2" Balustrade System Continued



MBAL 112

Part No.	Width	Height
MBAL 112-26	3-3/4"	26"


Spacing on Center - 6"



MBAL 186

Part No.	Width	Height
MBAL 186-22	3-1/4"	22"


Spacing on Center - 5-5/8"



MBAL 194

Part No.	Width	Height
MBAL 194-31	3-1/2"	31"

Spacing on Center - 5-3/8"




MBAL 1213

Part No.	Width	Height
MBAL 1213-27	3-5/8"	27"


Spacing on Center - 5-3/8"

RAIL SUPPORT BLOCK




Part No.	Height	Width	Length
MSB 900	4"	3-1/2"	5-1/2"

Fits all rail sizes.



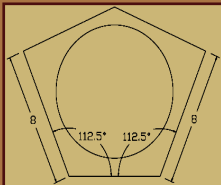
PLAIN NEWEL POSTS


Part No.	Width	Height
MNP 300-8	8"	48"
MNP 300-9	9"	48"
MNP 300-8-18	8"	18-1/2"






5-SIDED PLAIN NEWEL POSTS


Part No.	Measurements	Hght
MAPNP 310-8	8" - 5 sided	48"








RAISED PANEL NEWEL POST

In-Line	Corner	End
		
<i>Part No.</i>		
MPNP 301-8	MCNP 302-8	MSNP 303-8
Width 8" x 48"		
<i>Part No.</i>		
MPNP 301-9	MCNP 302-9	MSNP 303-9
Width 9" x 48"		



RECESSED FLAT PANEL NEWEL POSTS

In-Line	Corner	End
		
<i>Part No.</i>		
MPNP 307-8	MCNP 308-8	MSNP 309-8
Width 8" x 48"		


*(MSBAL) are balusters with extended blocks. The can be used for stair applications or as a taller baluster.

Installation Instructions
Pages 28-34.

5-1/2" Balustrade System Continued



NEWEL KITS

<i>Part No.</i>	MNPk 300-8	
<i>Part No.</i>	MNPk 300-9	
<p>Specify Concrete or Wood C = Concrete W = Wood Ex. MNPk 300-8-C</p>		
<p>STAINLESS STEEL KITS AVAILABLE FOR COASTAL APPLICATIONS</p>		

NEWEL CAPS

	<i>Part No.</i>	<i>Width</i>	<i>Height</i>
	MNC 300-8	8-1/2"	1-1/2"
	MNC 300-9	9-3/4"	1-1/2"
	MFNC 301-8	8-3/4"	2-3/4"
	MFNC 301-9	9-5/8"	2-3/4"
	MPNC 302-8	8-3/4"	2-1/4"
	MPNC 302-9	9-1/2"	3"
	MPNC 302-1-8	8-3/4"	1-3/4"
	MPNC 302-1-9	10"	1-1/2"
	MANC 310-8 Plain 5-sided Newel Cap		

BALL TOPS


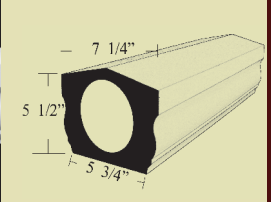

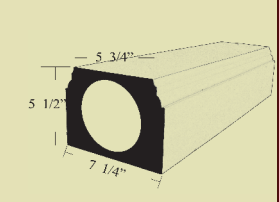
	<i>Part No.</i>	<i>Base Dia</i>	<i>Height</i>
	MBALL 600-5	5"	6-1/2"
	MBALL 600-6	6"	8"
	MBALL 600-7	7"	8-3/4"

TRIM COLLARS

	<i>Part No.</i>	<i>Width</i>	<i>Height</i>
	MTC-8	8"	2-1/8"
	MTC-9	9"	2-1/8"
	MTC 302-8	8"	10-3/4"
	MTC 302-9	9"	10-3/4"


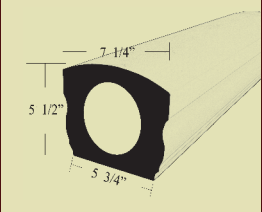

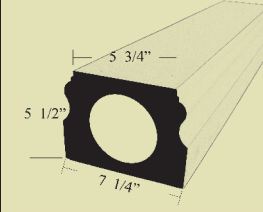
7-1/4" Balustrade System

MTR 206 / MBR 207

MTR 206 - 8', 10', 12' Top Rail			MBR 207 - 8', 10', 12' Bottom Rail		
					
Top Width	Bottom Width	Height	Top Width	Bottom Width	Height
7-1/4"	5-3/4"	5-1/2"	5-3/4"	7-1/4"	5-1/2"
RADIUS RAILS AVAILABLE - quotes@MeltonClassics.com					

7-1/4" Balustrade System Continued

MTR 214 / MBR 215

MTR 214 - 8', 10', 12'	Top Rail	MBR 215 - 8', 10', 12'	Bottom Rail		
					
Top Width	Bottom Width	Height	Top Width	Bottom Width	Height
7-1/4"	5-11/16"	5-1/2"	5-3/4"	7-1/4"	5-1/2"

RADIUS RAILS AVAILABLE - Contact us for a quote.

MTRG 206 - Goose Neck Rail


Description	
MTRG 206-8'	Gooseneck Rail
MTRG 206-10'	Gooseneck Rail
MTRG 206-12'	Gooseneck Rail




* 4-1/2" Gooseneck drop.

Top Width	Bottom Width	Height
7-1/4"	5-1/2"	5-1/2"


MBAL 118



Part No.	Width	Height
MBAL 118-19	5-1/4"	19"
MBAL 118-22	5-1/4"	22"
MSBAL 118-24	5-1/4"	22" Ext 24"
MSBAL 118-27	5-1/4"	22" Ext 27"
MSBAL 118-35	5-1/4"	22" Ext 35"

Spacing on Center - 6-7/8"


MBAL 119



Part No.	Width	Height
MBAL 119-16	4-1/2"	16"
MBAL 119-20	4-1/2"	20"
MBAL 119-24	4-1/2"	24"

Spacing on Center - 6-1/4"


MBAL 107



Part No.	Width	Height
MBAL 107-28	4"	28"
MSBAL 107-36	4"	36"

Spacing on Center - 6-3/8"

MBAL 120



Part No.	Width	Height
MBAL 120-28	5-1/4"	28"

Spacing on Center - 6-7/8"

*(MSBAL) are balusters with extended blocks. They can be used for stair applications or as a taller baluster.

**Installation instructions
Page 28-34.**

7-1/4" Balustrade System Continued



Gooseneck Rails Available



MBAL 121

Part No.	Width	Height
MBAL 121-22	5-1/4"	22"
MBAL 121-24	5-1/4"	24"
MSBAL 121-30	5-1/4"	30"

Spacing on Center - 6-3/4"



MBAL 128

Part No.	Width	Height
MBAL 128-16	4-1/4"	16"

Spacing on Center - 6-1/4"



MBAL 130

Part No.	Width	Height
MBAL 130-27	4-1/2"	27"
MSBAL 130-33	4-1/2"	33"

Spacing on Center - 6-1/2"



MBAL 132

Part No.	Width	Height
MBAL 132-26	5-1/8"	26"

Spacing on Center - 6-1/4"



MBAL 135

Part No.	Width	Height
MBAL 135-25	5-1/2"	25-3/8"

Spacing on Center - 7"



MBAL 148

Part No.	Width	Height
MBAL 148-24	5-3/4"	24"

Spacing on Center - 8"



MBAL 151

Part No.	Width	Height
MBAL 151-28	5-1/2"	27-3/4"


Spacing on Center - 8-1/4"

CUSTOM

HISTORIC RESTORATION or NEW DESIGN


Fax us your drawing or email us at
Quotes@MeltonClassics.com

7-1/4" Balustrade System Continued




MBAL 152		
Part No.	Width	Height
MBAL 152-28	5-1/2"	28"

Spacing on Center - 8-1/4"




MBAL 189		
Part No.	Width	Height
MBAL 189-19	4-3/4"	19"

Spacing on Center - 6-3/8"




MBAL 163		
Part No.	Width	Height
MBAL 163-28	5"	28"

Spacing on Center - 5-7/8"




MBAL 196		
Part No.	Width	Height
MBAL 196-30	4-1/4"	30-1/8"

Spacing on Center - 6-1/2"




MBAL 181		
Part No.	Width	Height
MBAL 181-24	4-1/2"	24"
MSBAL 181-28	4-1/2"	28"

Spacing on Center - 6"




MBAL 204		
Part No.	Width	Height
MBAL 204-21	5-1/8"	21"

Square Baluster
Spacing on Center - 6-3/16"




MBAL 183		
Part No.	Width	Height
MBAL 183-26	5-1/8"	26"
MSBAL 183-31	5-1/8"	31"

Spacing on Center - 6-3/8"




MBAL 328		
Part No.	Width	Height
MBAL 328-31	4"	31"
MSBAL 328-39	4"	39"

Spacing on Center - 5-5/8"



MBAL 187		
Part No.	Width	Height
MBAL 187-22	4-1/2"	22"
MSBAL 187-27	4-1/2"	27"

Spacing on Center - 6-1/4"



MBAL 522		
Part No.	Width	Height
MBAL 522-22	5-5/8"	22-1/4"

Spacing on Center - 6-11/16"

Installation Instructions
Pages 28-34.

*(MSBAL) are balusters with extended blocks. The can be used for stair applications or as a taller baluster.



7-1/4" Balustrade System Continued

NEWEL KITS

Part No.
MNPK 300-8
MNPK 300-9
MNPK 300-10

Specify Concrete or Wood
C = Concrete
W = Wood
Ex. **MNPK 300-12-C**

STAINLESS STEEL
KITS AVAILABLE

MBAL 5028

Part No.	Width	Height
MBAL 5028-22	4"	22"
MSBAL 5028-26	4"	26"

Spacing on Center - 5-1/2"

PLAIN NEWEL POSTS

Part No.	Width	Height
MNP 300-8	8"	48"
MNP 300-9	9"	48"
MNP 300-10	10"	48"

RADIUS CORNER NEWEL POSTS

Part No.	Width	Height
MNP 304-10	10"	48"

RAISED PANEL NEWEL POST

In-Line Corner End

Part No.		
MPNP 301-8	MCNP 302-8	MSNP 303-8
MPNP 301-9	MCNP 302-9	MSNP 303-9
MPNP 301-10	MCNP 302-10	MSNP 303-10

5-SIDED PLAIN NEWEL POSTS

Part No.	Height	Width
MAPNP 310-8	48"	8"

RECESSED FLAT PANEL NEWEL POSTS

In-Line Corner End

Part No.		
MPNP 307-8	MCNP 308-8	MSNP 309-8

Width 8" x 48"

RAIL KITS / STAIR RAIL KITS

Part No. MRK 206 / MRKS 206


**Customer must specify rise and run of stairs.
1 KIT PER TOP & BOTTOM RAIL SECTION



Installation Kits & Instructions
Pages 28-34.

7-1/4" Balustrade System Continued



NEWEL CAPS			
	Part No.	Width	Height
	MNC 300-8	8-1/2"	1-1/2"
	MNC 300-9	9-3/4"	1-1/2"
	MNC 300-10	11"	1-1/2"
	MFNC 301-8	8-3/4"	2-3/4"
	MFNC 301-9	9-5/8"	2-1/4"
	MFNC 301-10	10-1/4"	2-3/4"
	MPNC 302-8	8-3/4"	2-1/4"
	MPNC 302-9	9-1/2"	3"
	MPNC 302-10	10-3/8"	2-1/2"
	MPNC 302-1-9	10"	1-3/4"
	MPNC 302-1-11	11-1/4"	1-1/2"
	MANC 310-8		
*5-sided Newel Cap for 8" Newel 45 degree angle			

BALL TOPS			
	Part No.	Base Dia	Height
	MBALL 600-6	6"	8"
	MBALL 600-7	7"	8-3/4"
	MBALL 600-8	8"	9-1/2"
	MBALL 600-9	9"	11-1/4"

TRIM COLLARS			
	Part No.	ID	Height
	MTC-8	8"	2-1/8"
	MTC-9	9"	2-1/8"
	MTC-10	10"	2-1/8"
	MTC 302-8	8"	10-3/4"
	MTC 302-9	9"	10-3/4"
	MTC 302-10	10"	10-3/4"

RAIL SUPPORT BLOCK				
	Part No.	Height	Width	Length
	MSB 900	4"	3-1/2"	5-1/2"

12" Balustrade System

MTR 208 / MBR 209							
MTR 208 - 8', 10', 12'			Top Rail	MBR 209 - 8', 10', 12'			Bottom Rail
							
Top Width	Bottom Width	Height		Top Width	Bottom Width	Height	
12"	9"	6"		9"	12"	6"	
RADIUS RAILS AVAILABLE - CONTACT US FOR QUOTE							


12" Balustrade System



MTR 216


MTR 216 - 8', 10', 12'		Top Rail
		
Top Width	Bottom Width	Height
12"	10"	6"

*(MSBAL) are balusters with extended blocks. The can be used for stair applications or as a taller baluster.




MBAL 121		
Part No.	Width	Height
MBAL 121-22	5-1/4"	22"
MSBAL 121-24	5-1/4"	24-1/2"
MSBAL 121-30	5-1/4"	30-1/2"

Spacing on Center - 6-3/4"




MBAL 135		
Part No.	Width	Height
MBAL 135-25	5-1/2"	25-3/8"

Spacing on Center - 7"




MBAL 124		
Part No.	Width	Height
MBAL 124-28	7-1/2"	28"
MSBAL 124-35	7-1/2"	35"

Spacing on Center - 7-7/8"




MBAL 146		
Part No.	Width	Height
MBAL 146-38	7"	38"

Spacing on Center - 7-3/8"



MBAL 134		
Part No.	Width	Height
MBAL 134-26	4-3/4"	26"

Spacing on Center - 7-1/8"




MBAL 148		
Part No.	Width	Height
MBAL 148-24	5-1/8"	24"

Spacing on Center - 6 3/4"

12" Balustrade System Continued






MBAL 183

Part No.	Width	Height
MBAL 183-26	5-1/8"	26-1/2"
MSBAL 183-31	5-1/8"	31"


Spacing on Center - 6-3/8"



MBAL 152

Part No.	Width	Height
MBAL 152-28	5-1/2"	28"

Spacing on Center - 8-1/4"




MBAL 184

Part No.	Width	Height
MBAL 184-22	7-1/2"	22-1/2"

*Top width 6-1/2"


*Does Not Meet Code.



MBAL 162

Part No.	Width	Height
MBAL 162-20	6-1/2"	19-1/2"


Does not meet code



MBAL 200

Part No.	Width	Height
MBAL 200-36	7-1/2"	36"


Does not meet code.



MBAL 177

Part No.	Width	Height
MBAL 177-29	7"	29-1/4"

Spacing on Center - 8 3/16"



MBAL 454

Part No.	Width	Height
MBAL 454-18	6-1/2"	18"

Spacing on Center - 6-3/8"

12" Balustrade System

PLAIN NEWEL POSTS



Part No.	Width	Height
MNP 300-12	12-3/4"	48"

RAISED PANEL NEWEL POST



In-Line	Corner	End
MPNP 301-12	MCNP 302-12	MSNP 303-12

RECESSED FLAT PANEL NEWEL POSTS



In-Line	Corner	End
MPNP 307-12	MCNP 308-12	MSNP 309-12

RAIL KITS / STAIR RAIL KITS

Part No. MRK 208 / MRKS 208


Part No. MRK 216 / MRKS 216

RAIL SUPPORT BLOCK



Part No.	Height	Width	Length
MSB 900	4"	3-1/2"	5-1/2"
Fits all rail sizes.			

NEWEL CAPS



Part No.	Width	Height
MNC 300-12	13-3/4"	1-1/2"



MFNC 301-12	13-5/8"	3"
-------------	---------	----



MPNC 302-12	12-3/4"	3"
-------------	---------	----




MPNC 302-1-12	12-1/2"	1-1/2"
---------------	---------	--------

BALL TOP



Part No.	Base Dia	Height
MBALL 600-9	9"	11-1/4"
MBALL 600-10	10"	13-1/4"
MBALL 600-12	12"	16"

TRIM COLLARS



Part No.	Inside Dia	Height
MTC-12	12-3/4"	2-1/8"




Part No.	Inside Dia	Height
MTC 302-12	12-3/4"	10-3/4"

NEWEL KITS

Part No.
MNPK 300-12

Specify Concrete or Wood
C = Concrete
W = Wood
Ex. MNPK 300-6-C



STAINLESS STEEL KITS AVAILABLE
FOR COASTAL APPLICATIONS

7-1/4" & 12" Over the Rail Newel Systems



Rail Cap Applique
*Coped to fit side of rail.



*Designed for 36" Rail Height

AVAILABLE FOR
MTR 206
MTR 214

Call Us to Review
Your Application

***Contact us for CAD drawings.**

OVER THE NEWEL KITS

Part No.	
MNPk 304-8	
MNPk 304-12	

Specify Concrete or Wood
C = Concrete
W = Wood
Ex. **MNPk 300-12-C**





STAINLESS STEEL
KITS AVAILABLE
FOR COASTAL
APPLICATIONS



***For complete installation instructions.**
Pages 28-34

RAIL CAP APPLIQUES



NEWEL APPLIQUES TO FIT TOP RAILS

	Part No.	
	MFNCH 206-8	Fit MTR 206 Rail / 8" Newel
	MFNCH 208-12	Fit MTR 208 Rail / 12" Newel
	MFNCH 214-8	Fit MTR 214 Rail / 8" Newel
	MFNCH 216-12	Fit MTR 216 Rail / 12" Newel

Order 2pcs for In-Line Newels,
Order 4pcs for Corner & End Newels.
Parts are coped to fit side of rail.

OVER NEWEL POST

OVER NEWEL FLAT PANEL NEWEL POST

	In-Line	Corner	End
	MPNP 304-8	MCNP 305-8	MSNP 306-8
	MPNP 304-12	MCNP 305-12	MSNP 306-12

*All Plain Newel Post will work
with over the Newel System

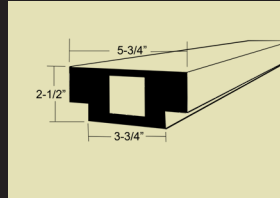

*MTC 302-12 Loose Base
sold separately



MISCELLANEOUS RAILS

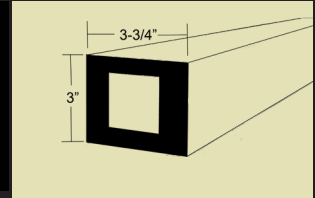

MTR 182 / MBR 183

MTR 182 - 8', 10', 12' Top Rail



Width 5-3/4"
Bottom Width 3-3/4"
Height 2-1/2"

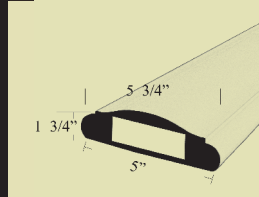

MBR 183 - 8', 10', 12' Bottom Rail



Width 3-3/4"
Height 3"

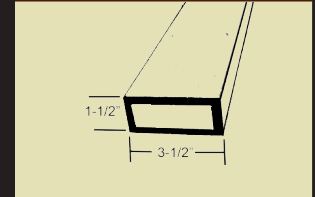
MTR 212 / MBR 213

MTR 212 - 8', 10', 12' Top Rail



Width 5-3/4"
Bottom Width 5"
Height 1-3/4"

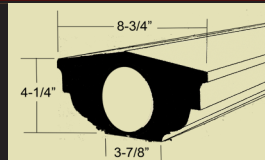
MBR 213 - 8', 10', 12' Bottom Rail



Width 3-1/2"
Height 1-1/2"

MTR 220

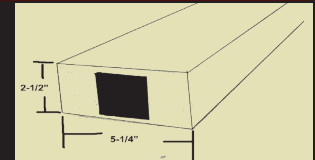

MTR 220 - 8'



Width 8-3/4"
Bottom Width 3-7/8"
Height 4-1/4"

MBR 525

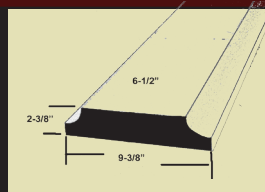

MTR 525 - 8', 10', 12'



Width 5-1/4"
Height 2-1/2"

MBR 721

MBR 721 - 8', 10', 12'



Width 6-1/2"
Bottom Width 9-3/8"
Height 2-1/4"
Non Structural




CUSTOM RAIL STYLES AND SIZES AVAILABLE

***Contact us for A QUOTE.**
quotes@MeltonClassics.com

***Contact us for CAD drawings.**

PORCH POSTS & LAMP POSTS

B
A
L
U
S
T
R
A
D
E

PORCH POST		
MTPP 440-9	MTPP 3051-9 MTPP 3051-114"	MTPP 3058-8
		
4-5/8" x 108"	5-1/2" x 108" 5-1/2" x 114"	5-1/2" x 96"

Porch Posts come with Steel Pipe provides 2000 Lbs bearing strength.


PORCH POST KITS




Porch Post comes with hardware kits .

Trim Collars

Part No.	Post Size
MTC-4	4-1/2"
MTC-6	5-1/2"

Trim Collars order separately.



LAMP POST		
MLP 440-8	MLP 790-8 MLP 790-10	MLP 3058-7
		
4-5/8" x 96"	5-1/2" x 96" 5-1/2" x 120"	5-1/2" x 85"

CUSTOM

HISTORIC RESTORATION or NEW DESIGN

Fax us your drawing or email us at
quotes@MeltonClassics.com

***Contact us for CAD drawings.**

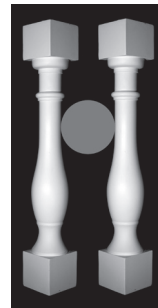
BALUSTRADE SYSTEM Installation Instructions

Melton Classics, INC.

BALUSTRADE/RAILING SYSTEM INSTALLATION INSTRUCTIONS

*Melton Classics, Inc. is a manufacturer of quality molded urethane. Our product is designed to withstand moisture, insects, and the outside elements. Our millwork has a painted finish that is chemically bonded during the molding process. This base coat will not peel or crack. An additional primer is applied prior to shipping. We do recommend top-coat painting mouldings with an exterior paint.

- Most states use the **4" BALL** to meet building code regulations. This rule is that a 4" ball cannot pass through the widest opening between balusters.



- Structural integrity is the responsibility of the installer.
- Custom items cannot be returned or cancelled once the production has already begun.
- All products that have been approved by Melton Classics Architectural Millwork, Inc. for return must be shipped prepaid and a 25% **restocking fee** will be assessed. Parts that have been installed, painted, or modified in any way may not be returned.
- Proper **safety procedures** are to be used when installing, sanding, or sawing our product, such as wearing safety glasses and a dust mask. Urethane dust can be irritating and should not be inhaled.
- Using Melton Classics, Inc. products does not contribute to depleting our valuable forests.
- Melton Classics, Inc. products should be stored in the temperature conditions in which they will be installed.
- Melton Classics, Inc. **warrants** all of its' products against defects in materials and workmanship for a period of **1 year** from the date of purchase, when used and installed under recommended conditions.
- Melton Classics, Inc. offers **balusters with extensions** on top and bottom for stair application.

BALUSTRADE SYSTEM Installation Instructions

Newel Post Installation Kit

(Order 1 kit per Newel Post)

Kit Number*	Newel Posts
MNPK 300-4	Fits all 4" newel posts
MNPK 300-6	Fits all 5 1/2" newel posts
MNPK 300-8	Fits all 8" newel posts
MNPK 300-9	Fits all 9" newel posts
MNPK 300-10	Fits all 10" newel posts
MNPK 300-12	Fits all 12" newel posts

*Note: Newel Kits are available for either wood or concrete application. To specify please add -W for wood or -C for concrete to the end of the kit number.
Ex. (MNPK 300-4-W or MNPK 302-8-C)

**MADE IN THE
USA**

Wood Kit

1. One floor flange
2. Four 3/8" x 2" lag bolts
3. One 1/2" x 48" threaded rod
4. One "C" channel
5. One 1/2" flat washer
6. One 1/2" lock washer
7. One 1/2" Nut

Concrete Kit

1. One floor flange
2. Four 3/8" x 2 1/4" concrete wedge bolts
3. One 1/2" x 48" threaded rod
4. One "C" channel
5. One 1/2" flat washer
6. One 1/2" lock washer
7. One 1/2" nut

Railing Installation Kit

(Order 1 kit per Top & Bottom Rail Section.)

Kit Number	Fits These Rails
MRK 180	MTR 180, MTR 232-MBR 233, MTR 212-MBR 213
MRK 200	MTR 182-MBR 183 MTR 200-MBR 201, MTR 202-MBR 203 MTR 210-MBR 211 MTR 760-MBR 761
MRK 204	MTR 204-MBR 205, MTR 218, MTR 220
MRK 206	MTR 206-MBR 207, MTR 214-MBR 215
MRK 208	MTR 208-MBR 209, MTR 216

Railing Kit

1. Two pre-drilled aluminum angle brackets. (Top Rail)
2. Two pre-drilled aluminum angle brackets w/ 5/16" tapped hole. (Bottom Rail)
3. Eight #14 x 2" self tapping screws.
4. Four 1/4" x 2" Panhead bolts.
4. Two 5/16" x 1 1/2" hex head bolts.

STAIR RAIL KITS

Simply add an **MRK-(S)**
MRKS 200

*Note: Must provide rise & run.

BALUSTRADE SYSTEM Installation Instructions

IMPORTANT

STEP 1

Mark the layout line and center points of each porch post and newel post prior to installation. This is very important to ensure the accurate length for installing the top and bottom rails. Use 12' as the maximum railing length.

STEP 2

WOOD DECKING INSTALLATION

1. Install blocking under where each newel's floor flange will be located.
2. Locate and center each floor flange and secure using 3/8" lag bolts.
3. Thread the 1/2" x 48" rod into the welded nut on the floor flange and tighten using vise grips.



CONCRETE INSTALLATION

1. Mark anchor hole in floor flange. Drill a 3/8" hole 1 1/4" deep into the cured concrete.
2. Insert anchor and using a punch, set the anchor pin.




STEP 3

1. Measure and combine the heights of the bottom rail and baluster (Distance X). This is the distance between the bottom of the angle brackets used to fasten railings to posts.
2. Mark the location and height of the bottom rail from the concrete or wood surface (Distance B).
3. Using the measurement of the rail and baluster (Distance X), locate the bottom of the top bracket.
4. Mark the top and bottom bracket on the newel post.
5. Mortise the newel post so that the face of the angle brackets are inset and are flush with the surface of the newel post.
6. Drill holes and secure angle brackets with #14 x 2 self tapping screws.



STEP 4

1. Rout the top of the newel post to accept the C-channel.
2. If trim collars are being used, slide them on the bottom before placing the newel post over the floor flange.
3. Put the C-channel in place and secure loosely with the nut and lock washer.





BALUSTRADE SYSTEM Installation Instructions

STEP 5

1. Determine your rail length.
2. Cut top and bottom rail to proper size.
3. Mortise the bottom of each rail to accept the 2 1/2" aluminum angle.
4. Drill a single 5/16" hole in the bottom rail that corresponds with the single 5/16" threaded hole on the bottom 2 1/2" x 2 1/2" aluminum angle.
5. Mark a center line on rails. Mark the position of each baluster then drill a hole to accept the PVC pipe that extends out either end of the baluster. Standard hole saws work well for drilling these holes.
6. Apply a bead of urethane adhesive to the bottom of each baluster and place the balusters in the holes of the bottom rail. Apply a bead of urethane adhesive to the tops of each baluster and set the top rail on the balusters. Clamp together using strap clamps, making sure baluster blocks are square to the bottom and top rail. A straight strip of plywood wedged between the baluster blocks and strap clamps helps to align baluster blocks straight and parallel to the top and bottom rail.
7. Allow the adhesive to set for 12 hours.



STEP 6

1. Remove the strap clamps from completed railing section.
2. Apply a small bead of urethane adhesive to the aluminum angles that are fastened to the newel posts, and to the ends of each top and bottom rail.
3. Leave the newel posts loose so you can slide the glued up rail section between them without smearing glue on exposed parts of the newel post.
4. Fit the mortises on the undersides of the rail onto the 2 1/2" x 2 1/2" aluminum angle that is mounted to the newel post.
5. Predrill 1/8" holes through the holes in the top aluminum plates into the PVC pipe. Install 2 #14 x 2" pan head self tapping screws.
6. Thread the 5/16" x 1 1/4" bolt through the bottom plate and into the 5/16" hole you drilled in the underside of the bottom rail. (*Note: This 5/16" threaded bolt does not provide downforce. It is intended to keep the rail from moving laterally. Typical installations do not have enough room between the decking and the underside of the bottom rail for the use of screws.)
7. After securing rail section to newel posts tighten up the nut on the newel post, securing it to the deck.
8. Apply a small bead of urethane adhesive to the top of the newel post and glue the newel cap in place. Small brad nails will keep the cap aligned until the glue sets.

BALUSTRADE SYSTEM Installation Instructions

STEP 7

1. After the glue dries, clean off excess with a sharp putty knife. Caulk any cracks with a good quality latex paintable caulk.
2. Melton Classics, Inc. recommends applying a finish coat of latex paint to your railing system..



**MADE IN THE
USA**

BALUSTRADE SYSTEM Installation Instructions

Over the Newel Post Installation Kit

(Order 1 kit per Newel Post)

Wood Kit

1. One floor flange
2. Four 3/8" x 2" lag bolts
3. One 1/2" x 48" threaded rod
4. One "C" channel
5. One 1/2" flat washer
6. One 1/2" lock washer
7. One 1/2" Nut
8. One Top Rail H-Bracket

Concrete Kit

1. One floor flange
2. Four 3/8" x 2-1/4" concrete wedge bolts
3. One 1/2" x 48" threaded rod
4. One "C" channel
5. One 1/2" flat washer
6. One 1/2" lock washer
7. One 1/2" nut
8. One Top Rail H-Bracket

Kit Number*	Newel Posts	Fits
MNPK 304-8	In-Line Kit	8" Newel
MCNPK 304-8	Corner Kit	8" Newel
MNPK 304-12	In-Line Kit	12" Newel
MCNPK 304-12	Corner Kit	12" newel

*Note: Specify -W for wood application or -C for concrete application

Ex. (MNPK 304-8-W or MNPK 304-8-C)

The only change for the OVER THE NEWEL INSTALLATION is the H-bracket is through bolted on top of the C-Channel of the Newel Kit. This also eliminates the need for standard top rail brackets. The top rail is then secured with screws through the pre-drilled hole in the H-Bracket.

Over the Newel Railing Installation Kit

(Order 1 kit per Rail Section)


Kit Number	Fits These Rails
MRK 206-B	MTR 206, MBR 207, MTR 214, MBR 215
MRK 208-B	MTR 208, MBR 209, MTR 216

* STAIR APPLICATION - Standard Stair Rail Kit. & Newel Kit. Over the Newel Kits are not made to work on stairs.

* Comes with Bottom Brackets only.

Over the Newel Railing Kit

1. Two pre-drilled aluminum angle brackets w/ 5/16" tapped hole (Bottom Rail)
2. Eight #14 x 2" self tapping screws
3. Four 1/4" x 2" Panhead bolts
4. Two 5/16" x 1 1/2" hex head bolts



RAIL KITS

Part No. MRK 208 ; MRK 216

STAIR RAIL KITS

Part No. MRKS 208 / MRKS 216

**Customer must specify rise and run of stairs
1 KIT PER TOP & BOTTOM RAIL SECTION

BALUSTRADE SYSTEMS

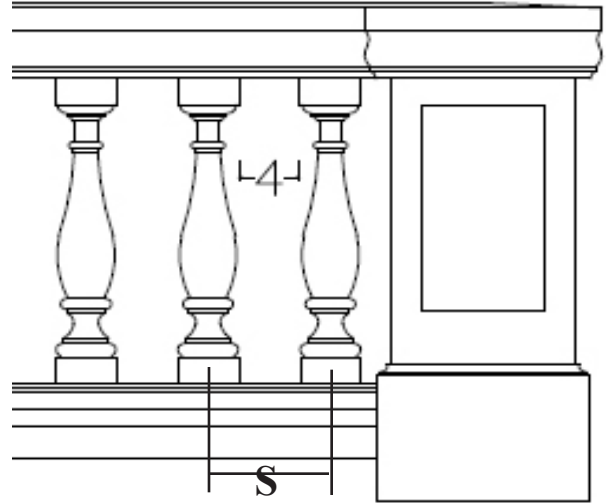
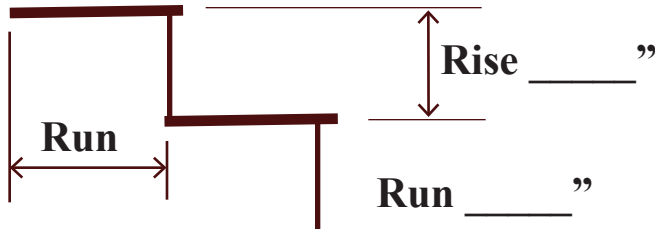
Order Calculation & Information Sheet

Calculate Number of Balusters

Divide the rail length between your newel posts by the (S) dimension under each baluster in the catalogue.

S = Spacing on Center

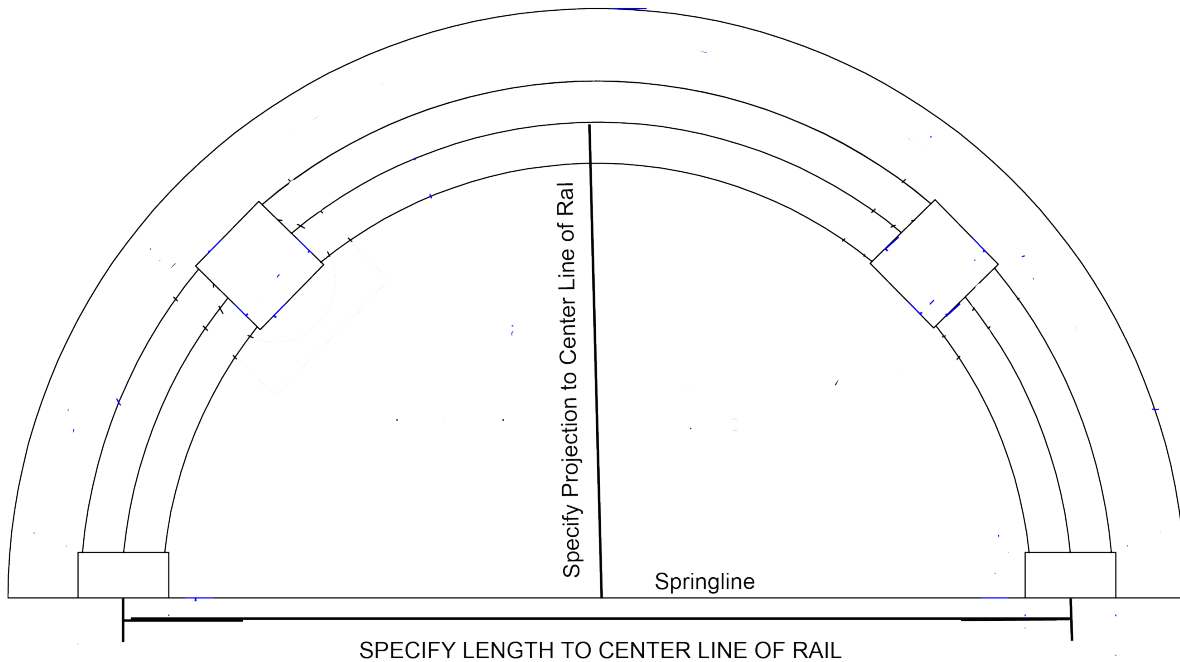
Stair Rail Kits - Provide Rise & Run of Steps
























Radius Rails Information

Provide Radius, or Width & Projection of the Porch or from Springline.

RADIUS _____ or (Width _____", Projection _____")



BRACKETS

MBKT 100  W 4-7/8" H 8" Proj. 8"	MBKT 101  W 5-3/8" H 20" Proj. 4-7/8"	MBKT 108  W 7-3/4" H 20" Proj. 11"												
MBKT 108-1  W 7-5/8" H 18-1/4" Proj. 6-5/8"	MBKT 111  W 7-1/4" H 12-1/8" Proj. 10-3/16"	MBKT 112  W 3-1/2" H 30" Proj. 14"												
MBKT 118  W 8-1/8" H 7-5/8" Proj. 18-3/4"	MBKT 121  W 4" H 15-3/4" Proj. 14"	MBKT 126  W 4-1/4" H 23-1/2" Proj. 17-1/2"												
MBKT 133  W 5-1/2" H 16-1/4" Proj. 7-7/16"	MBKT 150-1  W 2" H 12" Proj. 12"	CUSTOM BRACKETS AVAILABLE 												
MBKT 150-1 BIP  W 2" H 12" Proj. 12"	MBKT 152  W 14-3/8" H 14-3/8" Proj. 3-3/8"	MBKT 154  W 2" H 10-1/4" Proj. 7-1/4"												
MBKT 168  W 2-1/8" H 16" Proj. 9-3/4"	MBKT 178  W 8-1/4" H 15" Proj. 7-7/8"	MBKT 179  W 2-3/4" H 16" Proj. 9-3/4"												
MBKT 181  W 5-1/2" H 13" Proj. 12"	MBKT 220  W 4" H 16" Proj. 8"	MBKT 288 / MBKT 288-1  <table border="1"> <thead> <tr> <th></th> <th>MBKT 288</th> <th>MBKT 288-1</th> </tr> </thead> <tbody> <tr> <td>W</td> <td>2"</td> <td>2"</td> </tr> <tr> <td>H</td> <td>8"</td> <td>9-7/8"</td> </tr> <tr> <td>Proj.</td> <td>8"</td> <td>8"</td> </tr> </tbody> </table>		MBKT 288	MBKT 288-1	W	2"	2"	H	8"	9-7/8"	Proj.	8"	8"
	MBKT 288	MBKT 288-1												
W	2"	2"												
H	8"	9-7/8"												
Proj.	8"	8"												

BRACKETS



MBKT 372



W 6-3/4"
H 4-3/8"
Proj. 6-3/4"

MBKT 375



W 4"
H 21"
Proj. 12"

MBKT 400-30



W 3-1/2"
H 30-1/4"
Proj. 28"

MBKT 400-30 BIP



W 3-1/2"
H 30-1/4"
Proj. 28"

MBKT 403-12



W 1-1/4"
H 12"
Proj. 12"

MBKT 405-6,8



W 1-1/2" / 1-1/2"
H 6" / 4"
Proj 5-7/8" / 4-1/8"

MBKT 405-4

MBKT 406-10



W 3"
H 10-5/8"
Proj. 7-1/2"

MBKT 406-15



W 3-1/2"
H 15-3/8"
Proj. 11"

MBKT 406-19



W 3-1/2"
H 19"
Proj. 15-1/2"

MBKT 408-16



W 4-1/2"
H 16"
Proj. 10-1/2"

MBKT 409



W 9"
H 12-1/4"
Proj. 6-1/2"

MBKT 409-8



W 3-1/2"
H 8"
Proj. 6-1/2"

MBKT 409-10



W 3-1/2"
H 10"
Proj. 5-1/4"

MBKT 409-10-1



W 3-1/2"
H 10"
Proj. 4"

MBKT 409-10-4



W 4"
H 10"
Proj. 5-1/4"

MBKT 409-16



W 6"
H 16"
Proj. 5-1/4"

MBKT- R 409-10



W 3-1/2"
H 10"
Proj. 5-1/4"
*Woodgrain

MBKT 409-24



















W 6"
H 24"
Proj. 10"

MBKT 410-1



W 3-5/8"
H 5-1/4"
Proj. 13"

BRACKETS

MBKT 411-12		MBKT 412-14		MBKT 414-9	
	W 1" H 11-7/8" Proj. 11-7/8"		W 6" H 14" Proj. 8"		W 4" H 9-3/4" Proj. 7"
MBKT 414-11 / MBKT 414-16 / 414-9		MBKT 415-18		MBKT 416 (MRAFT 416)	
	W 6" / 8" 4" H 11" / 16" / 9-5/8" Proj. 7" / 10" / 7"		W 3-3/8" H 18" Proj. 18"		W 6" H 6" Proj. 36"
MBKT 417-36		MBKT 418-36 / 418-30		MBKT 419-16	
	W 6" H 36" Proj. 36"		W 6" H 36" Proj. 36"		W 6" H 16-1/4" Proj. 11"
MBKT 420-11		MBKT 421-17		MBKT 422-11	
	W 6" H 6-5/8" Proj. 10-7/8"		W 2" H 17-1/4" Proj. 9-5/8"		W 7/8" H 11-1/2" Proj. 7-3/4"
MBKT 423		MBKT 426-24		MBKT 428-32	
	W 7-1/2" H 30" Proj. 14-1/4"		W 4" H 23-7/8" Proj. 18-5/8"		W 3" H 32" Proj. 20"
MBKT 430		MBKT 432		MBKT 433	
	W 3-1/2" H 26-1/2" Proj. 18-1/2"		W 4-1/2" H 15-1/2" Proj. 20"		W 7-3/4" H 10" Proj. 14-1/2"
MBKT 436-21		MBKT 438-12 / MBKT 438-24,36		MBKT 452	
	W 3-1/2" H 21" Proj. 12"		W 2" / 3" H 12" / 24" Proj. 10" / 20"		W 4" H 23-1/2" Proj. 25"



BRACKETS

CUSTOM BRACKETS

MBKT 488



W 3-3/4"
H 8-1/4"
Proj. 8"

MBKT 502



W 3-1/2"
H 8-3/4"
Proj. 3-1/2"



MBKT 510



W 5-1/2"
H 30"
Proj. 24-1/2"

MBKT 511



W 3-1/2"
H 24"
Proj. 12"

MBKT 521 / SAME AS MDB 521



W 6"
H 10"
Proj. 9-3/8"

MBKT 616



W 4"
H 12"
Proj. 10"

MBKT 617




W 5"
H 12"
Proj. 5"

MBKT 619



W 9-1/4"
H 11-1/2"
Proj. 23-1/2"

MBKT 620




W 7-7/8"
H 5-3/8"
Proj. 11"

MBKT 627



W 2-3/4"
H 22"
Proj. 22"

MBKT 628



W 7"
H 10-9/16"
Proj. 10-9/16"

MBKT 711-11



W 3-1/2"
H 11"
Proj. 7"

MBKT 719



W 12"
H 7-1/2"
Proj. 7"

MBKT 725



W 3-1/2"
H 36"
Proj. 42"

MBKT 730



W 7"
H 30"
Proj. 10"

MBKT 800



W 2-1/4"
H 5-7/8"
Proj. 5-7/16"

MBKT 825



W 9-7/16"
H 7-1/4"
Proj. 11-5/8"

MBKT 968



W 1-1/2"
H 8"
Proj. 6"

CUSTOM BRACKETS
Contact us.
quotes@MeltonClassics.com

B
R
A
C
K
E
T
S
&
D
E
N
T
I
L
B
L
O
C
K
S



BRACKETS

MBKT 1011		MBKT 1012			
	W 3" H 11" Proj. 10"		W 7/8" H 10" Proj. 12-1/2"		
MBKT 1054		MBKT 1179			
	W 5-3/4" H 4-3/4" Proj. 10-1/2"		W 11" H 7" Proj. 11-1/2"		
MBKT 1216		MBKT 1244			MBKT 1311-C
	W 3" H 16" Proj. 11-1/2"		W 4" H 4" Proj. 12"		
					W 11-1/2" H 7-1/2" Proj. 13"
MBKT 1313		MBKT 1318		MBKT 1410	
	W 3" H 13" Proj. 13"		W 8" H 18" Proj. 13"		
				W 4" H 10" Proj. 14"	
MBKT 1426		MBKT 1510		MBKT 1616	
	W 6-1/2" H 25-1/2" Proj. 14-1/2"		W 10-1/2" H 8" Proj. 15-1/4"		
				W 2" H 15-7/8" Proj. 15-7/8"	
MBKT 1635		MBKT 1710		MBKT 1810	
	W 3-1/2" H 16" Proj. 16"		W 5" H 10" Proj. 17"		
				W 7-1/4" H 10" Proj. 18"	
MBKT 1873		MBKT 1883		MBKT 1931	
	W 2-7/8" H 20" Proj. 6-3/4"		W 3-1/2" H 18" Proj. 8"		
				W 7-1/4" H 31-1/2" Proj. 19-1/2"	

BRACKETS

MBKT 2222



W 3-1/2"
H 22"
Proj. 22"

MBKT 2226



W 8-1/2"
H 26"
Proj. 22-1/2"

MBKT 2533



W 5-1/2"
H 12-7/8"
Proj. 12"

MBKT 4184



W 4"
H 18"
Proj. 4"

MBKT 5245




W 5"
H 24"
Proj. 5"

MBKT 6246



W 6"
H 24"
Proj. 6"

MBKT 7612



W 7"
H 6"
Proj. 12"

MBKT 8115



W 7-7/8"
H 12"
Proj. 4-1/4"

MBKT 8166




W 6-3/16"
H 16-5/8"
Proj. 8-3/16"

MBKT 8294




W 4"
H 29"
Proj. 8-1/4"

MBKT 8727




W 7"
H 7-3/8"
Proj. 26-5/8"

MBKT 9113



W 3-1/2"
H 11"
Proj. 9"

MBKT 10103



W 10-1/2"
H 3-5/8"
Proj. 10"

MBKT 10109



W 9"
H 10"
Proj. 10"

MBKT 11123



W 3-1/2"
H 12"
Proj. 11-1/4"

MBKT 12124



W 3-1/2"
H 12"
Proj. 12"

MBKT 16183



W 3-1/2"
H 18"
Proj. 16 "

MBKT 20245



W 5"
H 25"
Proj. 20"

MBKT 24364



W 3-1/2"
H 36"
Proj. 24"

MBKT 25194



W 4-1/2"
H 25-1/2"
Proj. 19-5/8"

B
R
A
C
K
E
T
S
&
D
E
N
T
I
L
B
L
O
C
K
S



BRACKETS

MBKT 28275



W 5-1/2"
H 28-1/2"
Proj. 27-1/2"

MBKT 30308



W 7"
H 30"
Proj. 30"

MBKT 30244



W 4"
H 30-1/4"
Proj. 24"

MBKT 42525



W 4"
H 25"
Proj. 25"

MBKT 43036



W 5-7/8"
H 40"
Proj. 34"

MBKT 63440



W 6"
H 40"
Proj. 34"



DENTIL BLOCKS




CUSTOM OR PITCHED
DENTIL BLOCKS
CONTACT US FOR A QUOTE.
quotes@MeltonClassics.com

MDB 114



W 6"
H 6"
Proj. 13-1/4"

MDB 114-1



W 7-1/2"
H 6"
Proj. 13-1/4"

MDB 122

MDB 122-36

MDB 135


MDB 214



W 4-1/2"
H 4-1/2"
Proj. 20-5/8"
Available 36" Proj



W 7-1/4"
H 4-3/4"
Proj. 10"
.5/12 Pitch Available




W 4-1/2"
H 9-5/8"
Proj. 8-1/2"

MDB 338

MDB 355


MDB 359



W 3"
H 3"
Proj. 8"



W 4-3/4"
H 2-3/4"
Proj. 4-3/4"



W 3"
H 3"
Proj. 5"


MDB 410

MDB 444

MDB 462



W 4-3/4"
H 7-1/4"
Proj. 10"



W 4"
H 4"
Proj. 4"



W 2-1/2"
H 3-1/4"
Proj. 6"

MDB 470-1

MDB 470-2

MDB 470-2-LP6,7,8,10,12



W 5-1/8"
H 3-1/2"
Proj. 7-3/4"



W 5"
H 4-1/4"
Proj. 7-3/4"




W 5"
H 4-1/4"
Proj. 7-3/4"


MDB 467

MDB 470-2-RP6,7,8,10,12

MDB 471



W 6"
H 7"
Proj. 4"




W 5"
H 4-1/4"
Proj. 7-3/4"



W 3-1/2"
H 3-1/2"
Proj. 3-1/2"

ALL DENTIL BLOCKS CAN BE COPED





DENTIL BLOCKS

MDB 471-1		MDB 472					
	W 4" H 4" Proj. 8"		W 4" H 4" Proj. 6"				
MDB 472-1		MDB 473					
	W 4" H 4" Proj. 11-3/8"		W 4-7/8" H 3" Proj. 5-5/8 6,8,12,12 Pitch Available				
MDB 474		MDB 475		MDB 475-1			
	W 5-15/16" H 7-1/8" Proj. 9-1/2"		W 4-7/16" H 4" Proj. 9"		W 4-7/16" H 4" Proj. 16"		
MDB 476		MDB 476-1		MDB 477-1			
	W 4-5/8" H 2-7/8" Proj. 4-1/8"		W 4-5/8" H 2-7/8" Proj. 7-5/16"		W 5-7/8" H 5-3/4" Proj. 9-3/4"		
MDB 505		MDB 506		MDB 506-3			
	W 5" H 3-3/8" Proj. 7-3/4"		W 3-7/8" H 3-5/8" Proj. 4-5/8"		W 5-1/8" H 4-1/4" Proj. 7-3/4"		
MDB 510		MDB 510-LP/RP 12		MDB 511		MDB 512	
	W 4-3/4" H 6" Proj. 5" 8,12, Pitch Blocks Available			W 4-3/4" H 6-1/2" Proj. 5-1/2"		W 6" H 10" Proj. 9-1/4"	
MDB 513		MDB 519		MDB 521 (SAME AS MBKT 521)			
	W 4-3/8" H 5-3/8" Proj. 6-7/8"		W 7" H 10-3/8" Proj. 12-3/4"		W 6" H 10" Proj. 9-3/8"		

DENTIL BLOCKS



MDB 542



W 8"
H 4"
Proj. 16"

MDB 560



W 6"
H 5"
Proj. 6"

MDB 668



W 5-1/2"
H 8"
Proj. 5 3/8"


MDB 700



W 3-1/2"
H 4-5/8"
Proj. 14-5/8"

MDB 702-C


Coped to fit
MMLD 2314



W 6-1/4"
H 16-1/2"
Proj. 12-1/4"


MDB 703-C

Coped to fit
MMLD 2314




W 6-1/4"
H 24-1/4"
Proj. 12-1/4"

MDB 771



W 7-1/4"
H 7"
Proj. 10-1/16"

MDB 772



W 6-7/8"
H 6-5/16"
Proj. 11-1/16"

MDB 800




W 3-3/4"
H 4-1/2"
Proj. 8-5/8"

MDB 800-LP-7 / MDB 800-RP-7




W 3-3/4"
H 4-1/2"
Proj. 8-5/8"
7/12 Pitch

MDB 803



W 4-3/8"
H 3-3/4"
Proj. 7"
*Coped

MDB 820



W 5"
H 6-1/4"
Proj. 6-13/16"

MDB 856



W 6"
H 5"
Proj. 8"

MDB 900



W 5"
H 4"
Proj. 3-1/2"

MDB 900-1



W 5"
H 4"
Proj. 6-1/4"

MDB 900-2



W 5"
H 5-1/2"
Proj. 8"

MDB 983




W 3"
H 8"
Proj. 9"

MDB 988



W 8"
H 8"
Proj. 9"

MDB 999










12/12 Pitch
Available
W 4-3/4"
H 4"
Proj. 3-1/2"

ALL DENTIL BLOCKS
CAN BE COPED.






MDB 1179		MDB 1311-C		Coped to fit MMLD 2314		MDB 3548	
	W 8" H 12-7/32" Proj. 11-1/4"		W 11-1/2" H 7-1/2" Proj. 13"		W 5-1/4" H 3" L 48"		
MDB 7116		MDB 7243		MDB 10103			
	W 12" H 7" Proj. 11-1/4"		W 7-1/2" H 3-1/2" Proj. 25"		W 9" H 3-5/8" Proj. 10"		
MDB 10108							
	W 10-1/4" H 10-1/2" Proj. 8"						

Custom Dentil Blocks available




RAFTER TAILS

MRAFT 424



W 6"
H 11"
Proj. 40"

MRAFT 431



W 5"
H 5"
Proj. 24"




CUSTOM

RAFTER TAILS

PLEASE CONTACT US.

quotes@MeltonClassics.com

MRAFT 460




W 5"
H 12"
Proj. 48"

MRAFT 507



W 3-1/2"
H 3-1/2"
Proj. 78"

MRAFT 470



W 4"
H 8"
Proj. 96"

MRAFT 480



W 5-1/2"
H 11"
Proj. 44"

MBKT 510-B (MRAFT)




W 5-5/8"
H 3-1/2"
Proj. 60"

MRAFT 490



W 3-1/2"
H 8"
Proj. 40"

MRAFT 510



W 5-5/8"
H 6-3/8"
Proj. 24-1/2"

MRAFT 571



W 4-1/2"
H 5"
Proj. 71"

MRAFT 39810



W 8"
H 10"
Proj. 39"



ENTRANCE SYSTEM SELECTION GUIDE



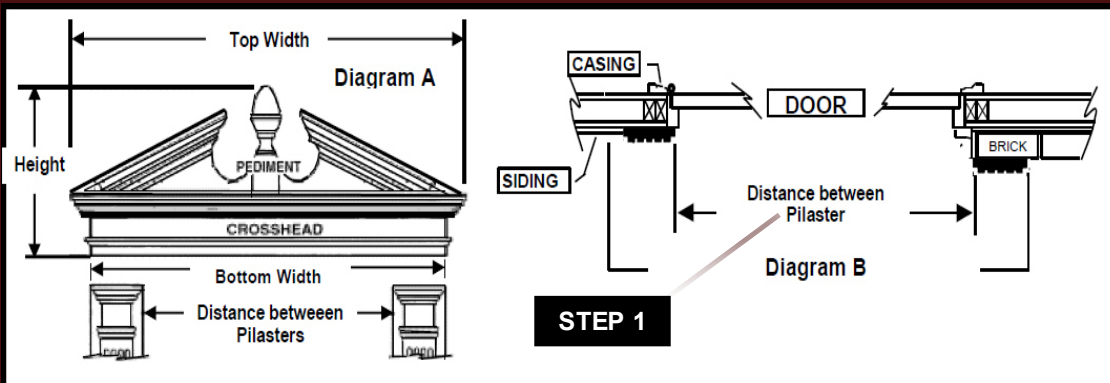
Entrance System Gallery



ENTRANCE SYSTEMS

ENTRANCE SYSTEM SELECTION GUIDE

1. Determine the distance between the inside edge of your pilasters as they will be installed on the door jamb. (See Diagram A & B)
2. Locate the Crosshead & Crosshead/Pediment Combination Selection Chart . Under the Pilaster Widths heading you will see the different widths pilasters available for your entrance system. Each width column lists different door unit dimensions. Locate the dimension that fits or is the closest to the distance between your pilasters. Typically you will go up to the next larger size. This will usually result in the crosshead overhanging the pilasters edge slightly which is not uncommon. Note There may be more than one pilaster width to work with your door system.
3. To select a crosshead and pediment that will work with your chosen pilasters width and door unit dimension, Move to the right across the page under the Crosshead and Crosshead/Pediment Selection Chart. Note: The names correlate to a particular style Crosshead or Crosshead/Pediment Combination as identified at the top of the page.
4. Locate the Pilaster Selection Chart and find the chosen width pilaster required for your application. Select the style you desire and the height needed to fit your application. NOTE: Many doors have a stoop 6" below the bottom of the door and typically the pilasters bottom will stand on the stoop. Pilaster heights can be adjusted by cutting the bottom plinth. Some pilasters are available with a loose plinth. See the Pilaster Selection Chart for details.



Crosshead & Combination Crosshead/Pediment Selection Chart													
200 SERIES Pilaster Widths							SINGLE DOOR						
5"	6"	7"	8"	9"	10"	11"	12"	Description	Part No.	Bottom Width	Top Width	Height	Proj
Distance Between Pilasters													
		STEP 2						Crosshead	HC 50	50"	55-3/4"	9"	4"
							Crosshead w/Key	HCK 50	9"				
							Acorn Combo	HAC 50	23"				
							Peak Combo	HPC 50	23"				
							Plain Segment Combo	HPC 50	23"				
							Rams Head Combo	HRHC 50	29"				
							Segment Sunburst Combo	HPSC 50	23"				
40"	38"	36"	34"	32"	30"	28"	26"						

STEP 3 points to the 36" distance between pilasters in the table.

3" ENTRANCE SYSTEM



Crosshead & Combination Crosshead/Pediment Selection Chart

100 SERIES PILASTER WIDTHS						SINGLE DOOR					
3-3/4"	4-1/2"	5-1/4"	6-3/4"	7-1/2"	9"	Description	Part No.	Bottom Width	Top Width	Height	Proj
Distance Between Pilasters											
40"	38-1/2"	37"	34"	32-1/2"	29-1/2"	Crosshead	MCP 47-1/2	47-1/2"	53-1/2"	6"	3"
						Crosshead w/Key	MCPK 47-1/2			8"	
						Acorn Combo	MACP 47-1/2			20-3/4"	
						Peak Combination	MPCP 47-1/2			19-7/8"	
						Plain Segment Combo	MPSCP 47-1/2			19-7/8"	
						Rams Head Combo	MRMCP 47-1/2			25"	
						Segment Sunburst Combo	MSCP 47-1/2			19-7/8"	
44-1/4"	42-3/4"	44-1/2"	38-1/4"	36-3/4"	33-3/4"	Crosshead	MCP 51-3/4"	51-3/4"	55-3/4"	6"	3"
						Crosshead w/Key	MCPK 51-3/4"			8"	
						Acorn Combo	MACP 51-3/4"			21-1/2"	
						Peak Combination	MPCP 51-3/4"			19"	
						Plain Segment Combo	MPSCP 51-3/4"			19-7/8"	
						Rams Head Combo	MRMCP 51-3/4"			25"	
						Segment Sunburst Combo	MSCP 51-3/4"			19-7/8"	
SINGLE DOOR & SINGLE DOOR W/ SIDELITES											
47-1/2"	46"	44-1/2"	41-1/2"	40"	37"	Crosshead	MCP 55	55"	59"	6"	3"
						Crosshead w/Key	MCPK 55			8"	
						Acorn Combo	MACP 55			21-1/4"	
						Peak Combination	MPCP 55			23-1/4"	
						Plain Segment Combo	MPSCP 55"			22-5/8"	
						Rams Head Combo	MRMCP 55"			25-3/4"	
						Segment Sunburst Combo	MSCP 55			22-5/8"	
59"	57-1/2"	56"	53"	51-1/2"	48-1/2"	Crosshead	MCP 66-1/2"	66-1/2"	70-1/2"	6"	3"
						Crosshead w/Key	MCPK 66-1/2"			8"	
						Acorn Combo	MACP 66-1/2"			24-7/8"	
						Peak Combination	MPCP 66-1/2"			22-5/8"	
						Plain Segment Combo	MPSCP 66-1/2"			22-1/4"	
						Rams Head Combo	MRMCP 66-1/2"			28-1/2"	
						Segment Sunburst Combo	MSCP 66-1/2"			22-1/4"	

3" ENTRANCE SYSTEMS

Crosshead & Combination Crosshead/Pediment Selection Chart

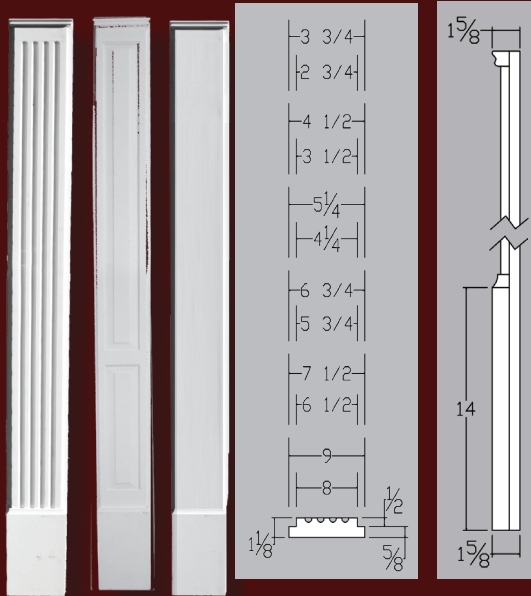
PILASTER WIDTHS						DOUBLE DOORS & SINGLE DOOR w/ SIDELITES					
3-3/4"	4-1/2"	5-1/4"	6-3/4"	7-1/2"	9"	Description	Part No.	Bottom Width	Top Width	Height	Proj
Distance Between Pilasters											
68"	66-1/2"	65"	62"	60-1/2"	57-1/2"	Crosshead	MCP 75-1/2	75-1/2"	79-1/2"	6"	3"
						Crosshead w/Key	MCPK 75-1/2			8"	
						Acorn Combo	MACP 75-1/2			24-1/4"	
						Peak Combination	MPCP 75-1/2			25-1/8"	
						Plain Segment Combo	MPSCP 75-1/2			24-1/4"	
						Rams Head Combo	MRMCP 75-1/2			28-1/2"	
						Segment Sunburst Combo	MSCP 75-1/2			23-1/4"	
71-3/4"	70-1/4"	68-3/4"	65-3/4"	64-1/4"	61-1/4"	Crosshead	MCP 79-1/4	79-1/4"	83-1/4"	6"	3"
						Crosshead w/Key	MCPK 79-1/4			8"	
						Acorn Combo	MACP 79-1/4			24"	
						Peak Combination	MPCP 79-1/4			25-3/4"	
						Plain Segment Combo	MPSCP 79-1/4			24-1/4"	
						Rams Head Combo	MRMCP 79-1/4			28-5/8"	
						Segment Sunburst Combo	MSCP 79-1/4			24-1/4"	
75-3/4"	74-1/4"	72-3/4"	69-3/4"	68-1/4"	65-1/4"	Crosshead	MCP 83-1/4	83-1/4"	87-1/4"	6"	3"
						Crosshead w/Key	MCPK 83-1/4			8"	
						Acorn Combo	MACP 83-1/4			26"	
						Peak Combination	MPCP 83-1/4			25-5/8"	
						Plain Segment Combo	MPSCP 83-1/4			25-1/4"	
						Rams Head Combo	MRMCP 83-1/4			28-5/8"	
						Segment Sunburst Combo	MSCP 83-1/4			25-1/4"	

FLUTED PANEL PLAIN


100 SERIES PILASTER SELECTION CHART

FLUTED	PANEL	PLAIN	Width	Height	Proj
MPIL 160-3-90 MPIL 160-3-120* MPIL 160-3-144*		MPIL 162-3-90 MPIL 162-3-120* MPIL 162-3-144*	3-3/4"	90"	1-5/8"
			3-3/4"	120"	
			3-3/4"	144"	
MPIL 160-4-90 MPIL 160-4-120* MPIL 160-4-144*		MPIL 162-4-90 MPIL 162-4-120* MPIL 162-4-144*	4-1/2"	90"	
			4-1/2"	120"	
			4-1/2"	144"	
MPIL 160-5-90 MPIL 160-5-120* MPIL 160-5-144*	MPIL 161-5-90 MPIL 161-5-120	MPIL 162-5-90 MPIL 162-5-120* MPIL 162-5-144*	5-1/4"	90"	
			5-1/4"	120"	
			5-1/4"	144"	
MPIL 160-6-90 MPIL 160-6-120* MPIL 160-6-144*	MPIL 161-6-90 MPIL 161-6-120	MPIL 162-6-90 MPIL 162-6-120* MPIL 162-6-144*	6-3/4"	90"	
			6-3/4"	120"	
			6-3/4"	144"	
MPIL 160-7-90 MPIL 160-7-120* MPIL 160-7-144*	MPIL 161-7-90 MPIL 161-7-120	MPIL 162-7-90 MPIL 162-7-120* MPIL 162-7-144*	7-1/2"	90"	
			7-1/2"	120"	
			7-1/2"	144"	
MPIL 160-9-90 MPIL 160-9-120* MPIL 160-9-144*		MPIL 162-9-90 MPIL 162-9-120* MPIL 162-9-144*	9"	90"	
			9"	120"	
			9"	144"	

*Comes with Loose Plinth



4" ENTRANCE SYSTEMS



Crosshead & Combination Crosshead/Pediment Selection Chart


200 SERIES PILASTER WIDTHS								SINGLE DOOR					
5"	6"	7"	8"	9"	10"	11"	12"	Description	Part No.	Bottom Width	Top Width	Height	Proj
Distance Between Pilasters													
40"	38"	36"	34"	32"	30"	28"	26"	Crosshead	MC 50	50"	55-3/4"	9"	4"
								Crosshead w/Key	MCK 50			11"	
								Acorn Combo	MAC 50			23"	
								Peak Combination	MPC 50			23"	
								Plain Segment Combo	MPSC 50			23"	
								Rams Head Combo	MRMC 50			29"	
								Segment Sunburst Combo	MSC 50			23"	
44"	42"	40"	38"	36"	34"	32"	30"	Crosshead	MC 54	54"	59-3/4"	9"	4"
								Crosshead w/Key	MCK 54			11"	
								Acorn Combo	MAC54			24"	
								Peak Combination	MPC 54			24"	
								Plain Segment Combo	MPSC 54			24"	
								Rams Head Combo	MRMC 54			30"	
								Segment Sunburst Combo	MSC 54			24"	
50"	48"	46"	44"	42"	40"	38"	36"	Crosshead	MC 60	60"	65-3/4"	9"	4"
								Crosshead w/Key	MCK 60			11"	
								Acorn Combo	MAC 60			25-1/2"	
								Peak Combination	MPC 60			25-1/2"	
								Plain Segment Combo	MPSC 60			25-1/2"	
								Rams Head Combo	MRMC 60			26"	
								Segment Sunburst Combo	MSC 60			25-1/2"	
56"	54"	52"	50"	48"	46"	44"	42"	Crosshead	MC 66	66"	71-3/4"	9"	4"
								Crosshead w/Key	MCK 66			11"	
								Acorn Combo	MAC 66			27"	
								Peak Combination	MPC 66			27"	
								Plain Segment Combo	MPSC 66			27"	
								Rams Head Combo	MRMC 66			33"	
								Segment Sunburst Combo	MSC 66			27"	
68"	66"	64"	62"	60"	58"	56"	54"	Crosshead	MC 78	78"	83-3/4"	9"	4"
								Crosshead w/Key	MCK 78			11"	
								Acorn Combo	MAC 78			30"	
								Peak Combination	MPC 78			30"	
								Plain Segment Combo	MPSC 78			30"	
								Rams Head Combo	MRMC 78			36"	
								Segment Sunburst Combo	MSC 78			30"	

4" ENTRANCE SYSTEMS

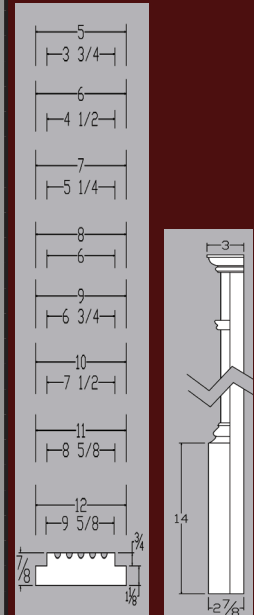
Crosshead & Combination Crosshead/Pediment Selection Chart

200 SERIES PILASTER WIDTHS								SINGLE DOOR					
5"	6"	7"	8"	9"	10"	11"	12"	Description	Part No.	Bottom Width	Top Width	Height	Proj
Distance Between Pilasters													
72"	70"	68"	66"	64"	62"	60"	58"	Crosshead	MC 82	82"	87-3/4"	9"	4"
								Crosshead w/Key	MCK 82			11"	
								Acorn Combo	MAC 82			31"	
								Peak Combination	MPC 82			31"	
								Plain Segment Combo	MPSC 82			31"	
								Rams Head Combo	MRMC 82			37"	
								Segment Sunburst Combo	MSC 82			31"	
76"	74"	72"	70"	68"	66"	64"	62"	Crosshead	MC 86	86"	91-3/4"	9"	4"
								Crosshead w/Key	MCK 86			11"	
								Acorn Combo	MAC 86			32"	
								Peak Combination	MPC 86			32"	
								Plain Segment Combo	MPSC 86			32"	
								Rams Head Combo	MRMC 86			38"	
								Segment Sunburst Combo	MSC 86			29-1/2"	
84"	82"	80"	78"	76"	76"	74"	72"	Crosshead	MC 94	94"	94-3/4"	9"	4"
								Crosshead w/Key	MCK 94			11"	
								Acorn Combo	MAC 94			34"	
								Peak Combination	MPC 94			34"	
								Plain Segment Combo	MPSC 94			34"	
								Rams Head Combo	MRMC 94			40"	
								Segment Sunburst Combo	MSC 94			42"	

SINGLE DOOR & SINGLE DOOR W/ SIDELITES


FLUTED / PANEL / PLAIN	200 SERIES PILASTER SELECTION CHART					
	FLUTED	PANEL	PLAIN	Width	Height	Proj
	MPIL 260-5-90		MPIL 262-5-90	5"	90"	3"
	MPIL 260-5-120*		MPIL 262-5-120*	5"	120"	
	MPIL 260-6-90		MPIL 262-6-90	6"	90"	
	MPIL 260-6-120*		MPIL 262-6-120*	6"	120"	
	MPIL 260-7-90	MPIL 261-7-90	MPIL 262-7-90	7"	90"	
	MPIL 260-7-102*		MPIL 262-7-102*	7"	102"	
	MPIL 260-7-116*		MPIL 262-7-116*	7"	116"	
	MPIL 260-7-120*	MPIL 261-7-120	MPIL 262-7-120*	7"	120"	
	MPIL 260-7-144*		MPIL 262-7-144*	7"	144"	
	MPIL 260-8-90	MPIL 261-8-90	MPIL 262-8-90	8"	90"	
	MPIL 260-8-120*	MPIL 261-8-120	MPIL 262-8-120*	8"	120"	
	MPIL 260-8-144*		MPIL 262-8-144*	8"	144"	
	MPIL 260-9-90	MPIL 261-9-90	MPIL 262-9-90	9"	90"	
	MPIL 260-9-102*	MPIL 261-9-102	MPIL 262-9-108*	9"	108"	
	MPIL 260-9-120*	MPIL 261-9-120	MPIL 262-9-120*	9"	120"	
	MPIL 260-9-144*		MPIL 262-9-144*	9"	144"	
	MPIL 260-10-90	MPIL 261-10-90	MPIL 262-10-90	10"	90"	
	MPIL 260-10-108*	MPIL 261-10-108	MPIL 262-10-108*	10"	108"	
	MPIL 260-10-120*	MPIL 261-10-120	MPIL 262-10-120*	10"	120"	
	MPIL 260-10-144*	MPIL 261-10-144	MPIL 262-10-144*	10"	144"	
MPIL 260-11-90	MPIL 261-11-90	MPIL 262-11-90	11"	90"		
MPIL 260-11-108*		MPIL 262-11-108*	11"	108"		
MPIL 260-11-120*		MPIL 262-11-120*	11"	120"		
MPIL 260-11-144*		MPIL 262-11-144*	11"	144"		
MPIL 260-12-90		MPIL 262-12-90	12"	90"		
MPIL 260-12-108*		MPIL 262-12-108*	12"	108"		
MPIL 260-12-120*		MPIL 262-12-120*	12"	120"		
MPIL 260-12-144*		MPIL 262-12-144*	12"	144"		

(* Pilasters with Loose Plinth




6" ENTRANCE SYSTEMS

MDSC




MCC




* Plinths fit 11" Pilasters

MCCK




* Plinths fit 11" Pilasters


MLC




MLPP




MLAP




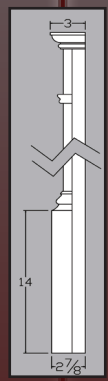
MRP



MBBP




FLUTED PANEL PLAIN





FLUTED	PANEL	PLAIN	Width	Height	Proj
MPIL 260-9-90	MPIL 261-9-90	MPIL 262-9-90	9"	90"	3"
MPIL 260-9-108*	MPIL 261-9-108*	MPIL 262-9-108*	9"	108"	
MPIL 260-9-120*	MPIL 261-9-120*	MPIL 262-9-120*	9"	120"	
MPIL 260-9-144*		MPIL 262-9-144*	9"	144"	
MPIL 260-10-90	MPIL 261-10-90	MPIL 262-10-90	10"	90"	
MPIL 260-10-108*	MPIL 261-10-108*	MPIL 262-10-108*	10"	108"	
MPIL 260-10-120*	MPIL 261-10-120*	MPIL 262-10-120*	10"	120"	
MPIL 260-10-144*	MPIL 261-10-144*	MPIL 262-10-144*	10"	144"	
MPIL 260-11-90	MPIL 261-11-90	MPIL 262-11-90	11"	90"	
MPIL 260-11-108*		MPIL 262-11-108*	11"	108"	
MPIL 260-11-120*		MPIL 262-11-120*	11"	120"	
MPIL 260-11-144*		MPIL 262-11-144*	11"	144"	
MPIL 260-12-90		MPIL 262-12-90	12"	90"	
MPIL 260-12-108*		MPIL 262-12-108*	12"	108"	
MPIL 260-12-120*		MPIL 262-12-120*	12"	120"	
MPIL 260-12-144*		MPIL 262-12-144*	12"	144"	

MVP 1



MVP 2



MVP 1 & MVP 2 - 8" Projection Custom Entrances. Contact us for a quote.

3-1/2" & 5-1/2" Flat Trim Surrounds
CONTACT US
quotes@MeltonClassics.com

LOUVERS

MCIRT- FLAT CIRCLE TRIM



Part No.	W	Proj
MCIRT 1x3-1/2x24	31"	1"
MCIRT 1x3-1/2x28	35"	1"

MCIRT-1034 CIRCLE TRIM



Part No.	W	Proj
MCIRT 1034-28	35"	1"

MCTL - CIRCLE TOP LOUVER



Part No.	W	H	Proj
MCTL12X18	12'	18'	2'
MCTL 2X24	12'	24'	2'
MCTL 2X30	12'	30'	2'
MCTL 6X24	16"	24"	2'
MCTL 6X42	16"	42"	2'
MCTL 8X30	18"	30"	2'
MCTL 2X32	22'	32'	2'
MCTL 24X48	24"	48"	2'

MCTLs & MCTLKS-1034 CIRCLE TOP LOUVER w/ SURROUND



Part No.	W	H	Proj
MCTLs 1034-22X32	29"	44"	2"
MCTLKS 1034-22X32	29"	44"	3"

MDL - DIAMOND LOUVER



Part No.	W	Proj
MDL 14	14"	2"
MDL 17	17"	2"
MDL 24	24"	2"

MHOVL- HORIZONTAL OVAL LOUVER



Part No.	W	H	Proj
MHOVL 35X28	35"	28"	2"



****SPECIFY OPEN OR CLOSED****

Example:

MRL 18-O Open with screen
MRL 18-C Closed

METL - EYEBROW LOUVER



Part No.	W	H	Proj
METL 12x24	12"	24"	2"
METL 18x30	18"	30"	2"
METL 22X32	22"	32"	2"

METLT - EYEBROW LOUVER WITH 3-1/2" FLAT TRIM SURROUND



Part No.	W	H	Proj
METLT 22X32-3-1/2	29"	39-1/2"	2"

MGL - GOTHIC LOUVER



Part No.	W	H	Proj
MGL 18X36	18"	36"	2'
MGL 18X48	18"	48"	2"
MGL 18X54	18"	54"	2"

LOUVERS

MHOVKL - HORIZONTAL OVAL LOUVER WITH KEYSTONES



Part No.	W	H
MHOVKL 35X28	35"	28"

MMRL - HALF ROUND LOUVER



Part No.	W	H	Proj
MMRL 18	18"	9"	2"
MMRL 22	22"	11"	2"
MMRL 24	24"	12"	2"
MMRL 28	28"	14"	2"
MMRL 30	30"	15"	2"
MMRL 32	32"	16"	2"
MMRL 36	36"	18"	2"
MMRL 40	40"	20"	2"

MHOVLTRK - HORIZONTAL OVAL LOUVER WITH RECESSED KEYSTONES



Part No.	W	H	Proj
MHOVLTK 29 X 20	29"	20-5/8"	2-1/2"

MMRLTKS - LOUVER HALF ROUND W/KEY&TRIM



Part No.	W	H	Proj
MMRLTKS 1034-32-3-1/2	39"	20-3/4"	2-1/2"

MMRECTL - HORIZONTAL RECTANGLE LOUVER



Part No.	W	H	Proj
MRECTL 32X16	32"	16"	2"
MRECTL 39-1/2X15	39-1/2"	15"	2"
MRECTL-M 36X28	36"	28"	2"


(M) Louver has center mull strip.

MOCL - OCTAGON LOUVER



Part No.	W	Proj
MOCL 22	22"	2"
MOCL 24	24"	2"
MOCL 27-1/2	27-1/2"	2"

MMRKL - HALF ROUND KEYSTONE LOUVER



Part No.	W	H	Proj
MMRKL 24	24"	12"	3"
MMRKL 30	30"	15"	3"
MMRKL 32	32"	16"	3"
MMRKL 36	36"	18"	3"
MMRKL 40	40"	20"	3"

MPL - PEAK TOP LOUVER



Part No.	W	H	Proj	Pitch
MPL 18x24-8	18"	24"	2"	8/12
MPL 24x36-12	24"	36"	2"	12/12
MPL 32x32-10	32"	32"	2"	10/12

MRECTL - RECTANGLE LOUVER



MRECTL



MRECTL S
Bottom Sill

Part No.	W	H	Proj
MRECTL 12x18	12"	18"	2"
MRECTL 12x24	12"	24"	2"
MRECTL 12x36	12"	36"	2"
MRECTL 16x24	16"	24"	2"
MRECTL 16x36	16"	36"	2"
MRECTL 18x24	18"	24"	2"
MRECTL 18x30	18"	30"	2"
MRECTL 18x36	18"	36"	2"
MRECTL 20x20	20"	20"	2"
MRECTL 20x39	20"	39"	2"
MRECTL 21x27	21.5"	27.5"	2"

Part No.	W	H	Proj
MRECTL 24x30	24"	30"	2"
MRECTL 24x36	24"	36"	2"
*MRECTL 32x32	32"	32"	2"
MRECTL 36x48	36"	48"	2"
MRECTL 38x56	38"	56"	2"

* CLOSED ONLY



LOUVERS

****SPECIFY OPEN OR CLOSED****

Example:

MRL 18-**O** Open with screen
MRL 18-**C** Closed

HRFLT - 3-1/2" FLAT TRIM ROUND LOUVER



Part No.	W	Proj
MRLFT 27	27"	1-1/2"
MRLFT 34	34"	1-1/2"

MRKL - ROUND KEYSTONE LOUVER



Part No.	W	Proj
MRKL 18	18"	3"
MRKL 24	24"	3"
MRKL 30	30"	3"
MRKL 32	32"	3"
MRKL 36	36"	3"
MRKL 40	40"	3"

MRL - ROUND LOUVER



Part No.	W	Proj
MRL 18	18"	2"
MRL 22	22"	2"
MRL 24	24"	2"
MRL 28	28"	2"
MRL 30	30"	2"
MRL 36	36"	2"

MRLT - ROUND LOUVER W/ 3-1/2" FLAT TRIM



Part No.	W	Proj
MRLT 18-3-1/2	25"	2"
MRLT 22-3-1/2	29"	2"
MRLT 24-3-1/2	31"	2"
MRLT 28-3-1/2	35"	2"
MRLT 30-3-1/2	37"	2"




MRLT - 1034 ROUND LOUVER W/ 3-1/2" TRIM



Part No.	W	Proj
MRLT 1034 28	35"	2"

CUSTOM STYLES & SIZES AVAILABLE
Please contact us.

MRLTK - ROUND LOUVER W/ 3-1/2" FLAT TRIM



Part No.	W	Proj
MRLTK 24	31"	2"
MRLTK 28	35"	2"
MRLTK 36	43"	2"

Note: Projection & width do not include keystones.

MRLTRK - ROUND LOUVER WITH 3-1/2" FLAT TRIM & RECESSED KEYSTONES



Part No.	W	Proj
MRLTRK 16	24"	2"
MRLTRK 22	29"	2"
MRLTRK 28	35"	2"

Note: Projection & width do not include keystones.



LOUVERS




Custom Size & Pitch Triangle Louvers.
Contact us for quote.
quotes@MeltonClassics.com

****SPECIFY OPEN OR CLOSED****

Example:
MRL 18-**O** Open with screen
MRL 18-**C** Closed

HTL - TRIANGLE LOUVER

	Part No.	W	H	Proj	Pitch
	HTL 32x16	26"	16"	2"	12/12
	HTL 36x18	36"	18"	2"	12/12
	HTL 48x18	48"	18"	2"	9/12
	HTL 48x24	48"	24"	2"	12/12
	HTL 64x26	64"	26-5/8"	2"	10/12
	HTL 64x32	64"	32"	2"	12/12
	HTL 84x17-1/2	84"	17-1/2"	2"	5/12
	HTL 120x30	120"	30"	2"	6/12
	HTL-LR 115x35	115"	35"	2"	7-13/16/12

**HTL - LR 115 x 35 - Supplied as halves, left & right.

MVOVL 1034 VERTICAL OVAL LOUVER



Part No.	W	H	Proj
MVOVL 1034 28X35	28"	35"	1-3/4"



MVOVL - OVAL LOUVER



Part No.	W	H	Proj
MVOVL 20x28	20"	28"	2"

MVOVKL - OVAL KEYSTONE LOUVER



Part No.	W	H	Proj
MVOVKL 28x35	28"	35"	3"

LOUVERS WITH FLAT TRIM
AVAILABLE - CONTACT US

GABLE DECORATIONS


MGD 200 - Victorian



<i>Part No.</i>	<i>Pitch</i>	<i>Width</i>	<i>Height</i>	<i>Proj</i>
MGD 200 64 X 26-3/4	10/12	64"	26-3/4"	1"
MGD 200 64 X 32	12/12	64"	32"	1"
MGD 200 88 X 29-3/8	8/12	88"	29-3/8"	1"


* Custom sizes available.

MGD 300 - Colonial



<i>Part No.</i>	<i>Pitch</i>	<i>Width</i>	<i>Height</i>	<i>Proj</i>
MGD 300 64 X 26-3/4	10/12	64"	26-3/4"	2-3/4"
MGD 300 64 X 32	12/12	64"	32"	2-3/4"
MGD 300 88 X 29-3/8	8/12	88"	29-3/8"	2-3/4"
MGD 300 96	6 1/2	96"	24"	2 3/4

MGD 301




<i>Part No.</i>	<i>Pitch</i>	<i>Width</i>	<i>Height</i>	<i>Proj</i>
MGD 301 96 X 48	12/12	96"	48"	1-1/2"
MGD 301 115 X 48	10/12	115-3/16"	48"	1-1/2"
MGD 301 128 X 48	9/12	128"	48"	1-1/2"



* Custom sizes available.

GABLE DECORATIONS

MGD 400 - Sunburst



<i>Part No.</i>	<i>Pitch</i>	<i>Width</i>	<i>Height</i>	<i>Proj</i>
MGD 400 66X33	12/12	66"	33"	2"

* Custom sizes available.



MGAB

<i>Part No.</i>	<i>Pitch</i>	<i>Width</i>	<i>Height</i>	<i>Proj</i>
MGAB 80-8-12-2	8/12	79-7/8"	26-3/4"	2"

* Custom sizes available.



<i>Part No.</i>	<i>Pitch</i>	<i>Width</i>	<i>Height</i>	<i>Proj</i>
MGAB 80-8-12-3	8/12	79-7/8"	26-3/4"	3"

* Custom sizes available.



MGAB

<i>Part No.</i>	<i>Pitch</i>	<i>Width</i>	<i>Height</i>	<i>Proj</i>
MGAB 81-96x48	12/12	96"	48"	3-1/2"

* MGAB - Available in custom sizes.
 Contact us for a quote.



<i>Part No.</i>	<i>Pitch</i>	<i>Width</i>	<i>Height</i>	<i>Proj</i>
MGAB 82-96x48	12/12	96"	48"	3-1/2"

MDE 159



MDE 262




<i>Part No.</i>	<i>Width</i>	<i>Height</i>	<i>Proj</i>
MDE 159	5-5/8"	9-3/4"	1-5/8"
MDE 262	20-1/8"	6-5/8"	1-5/8"

DECORATIVE ELEMENTS

Melton Classics
1 source
Custom urethane Millwork.

1/2 COLUMN BASE

MMCB 22



ID 22-1/2" X Hght 4-1/4"

CUSTOM PARTS
AVAILABLE

Please Contact Us
quotes@MeltonClassics.com

MSPAN 91X94

MPAN 12X94

Height 12-1/2"
Width 94"
Projection 2"

MCPAN 29

Height 29"
Width 29"
Projection 2"

MPAN 19X79

Height 79-3/8"
Width 19"
Projection 2"

HALF COLUMN PILASTER

MCAP 560-1



Height 10-7/8"
Width 14"
Proj 7"

MPIL 560 14-144

7" x 14" x 144"

CUSTOM
SIZES
AVAILABLE

Height 10-7/8"
Width 14"
Proj 7"

MBAS 560-2



MSPIRE 1039



Height 39"
Width 10"



DECORATIVE ELEMENTS

MNIC 550-1



Height 42-1/2"
Width 16-5/8"
Depth 4"

MNIC 550-2



Height 39-1/4"
Width 16-5/8"
Depth 4"

MSPAN 150-12-8

MBAL 150-9



Top & Bottom rails 1-1/2" x 2-3/8" x 8'
For more structural and longer applications consider our MTR 213,
or MBR 233 Railing. See the Balustrade section for more information.

NIPS

MNIP 3



2-1/4" X 4"

MBIP

MBIP 3



2-7/8" X 5-1/2"

MBIP

MBIP 4



2-3/4" X 1"

MBIP

MBIP 12



2-3/4" X 1/2"

DECORATIVE ELEMENTS

POST TOPS AND FINIALS



MURN 10

Height 10-1/2"
Base Dia 4-1/4"

MURN 11

Height 10-7/8"
Base Dia 5-1/4"



MPIN 3

Height 4"
Base Dia 2-1/2"

MURN 15

Height 15-1/4"
Base Dia 6-1/4"



MURN 717

Height 17"
Base Dia 5-1/2"

MURN 820

Height 20"
Base Dia 6-3/4"



MPIN 11

Height 11"
Base Dia 5"

MPIN 14

Height 14"
Base Dia 6-1/2"



MACO 10

Height 9-3/4"
Base Dia 4-1/2"

MACO 12

Height 11"
Base Dia 6-1/8"



MBALL 603-5

Height 6-3/4"
Base Dia 4-1/2"

MBALL 603-8

Height 11"
Base Dia 7-1/2"



MBIP 1

1-5/8" X 2"



MBIP 2

1-3/4" X 2"

MISCELLANEOUS DECORATIVE ELEMENTS



MDE 2

Height 7-3/4"
Width 7-3/4"
Proj 7/8"



MMIS 15

Height 15"
Width 11"
Proj 3-3/8"



MTRI 10

Height 10"
Width 5-1/2"
Proj 3/4"

MTRI 11

Height 36"
Width 7-1/8"
Proj 3/4"



MPIN

Height 7"
Width 4-1/2"



MROS 1

Diameter 11"
Proj 2-3/4"



DOOR PANELS



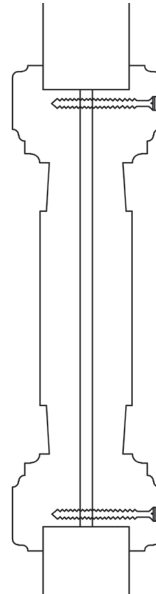
MDP RP

1-3/8" Paint Grade Raised Door Panel



MDP WG-RP

1-3/8" Wood Grain Raised Door Panel



DOOR PANEL

Part Number	Overall Size
MDP RP-10-14	10" X 14"
MDP RP-14-22	14" X 22"
MDP RP-14-24	14" X 24"
MDP WG-RP-10-14	10" X 14"
MDP WG-RP-14-22	14" X 22"
MDP WG-RP-14-24	14" X 24"





MISCELLANEOUS DECORATIVE ELEMENTS


MDS 425

Height 3-1/2"
Width 24-5/8"
Proj 2"



Door Shelf

MDE 20



Width 5-3/4"
Proj 1/2"

MDE 21



Height 3-12"
Width 2-3/4"
Proj 1/4"

MDE 4




Diameter 9"
Proj 3"

MDE 33




WIDTH 4"
PROJ 1/2"

MPLIN 1046




Width 5-3/4"
Proj 1/2"

MDE 44



Width 4"
Proj 1/2"

HPRS 48-8



Width 7-3/4"
Proj 4"

MROS 52



Diameter 5-13/16"
Proj 2-1/2"

MDE CLAM



Width 5-3/4"
Proj 1/2"

MROS 8-1



Width 8"
Proj 1-13/16"

MROS 8



Width 3-3/4"
Proj 1-3/4"

MROS 41



Width 4-1/4"
Proj 1-1/2"
Height 11-1/4"

MSPIRE 1024




WIDTH 10-1/2"
Height 24"

MPLIN 1046



Width 10-1/4"
Proj 2-7/8"
Height 18"

HWALL-CAP



Width 14-1/2"
Height 2-3/4"





FLAT BOARDS

	Part Number	Proj.	Height	Length
<p>3/4"</p>	MFB 3/4x3-1/2x16	3/4"	3-1/2"	16'
	MFB 3/4x5-1/2x16	3/4"	5-1/2"	16'
	MFB 3/4x7-1/2x16	3/4"	7-1/2"	16'
	MFB 3/4x9-1/2x16	3/4"	9-1/2"	16'
	MFB 3/4x11-1/2x16	3/4"	11-1/2"	16'
<p>1"</p>	MFB 1x3-1/2x16	1"	3-1/2"	16'
	MFB 1x5-1/2x16	1"	5-1/2"	16'
	MFB 1x7-1/2x16	1"	7-1/2"	16'
	MFB 1x9-1/2x16	1"	9-1/2"	16'
	MFB 1x11-1/2x16	1"	11-1/2"	16'
	MFB 1x16x16	1"	16"	16'
	MFB 1x20x16	1"	20"	16'
<p>1-1/2"</p>	MFB 1-1/2x1-1/2x16	1-1/2"	1-1/2"	16'
	MFB 1-1/2x3-1/2x16	1-1/2"	3-1/2"	16'
	MFB 1-1/2x5-1/2x16	1-1/2"	5-1/2"	16'
	MFB 1-1/2x7-1/2x16	1-1/2"	7-1/2"	16'
	MFB 1-1/2x9-1/2x16	1-1/2"	9-1/2"	16'
	MFB 1-1/2x11-1/2x16	1-1/2"	11-1/2"	16'

* NOTE: Custom widths and thickness available. Please contact us.

MOULDING

Beaded Board Wainscoting



MMLD 1101-7-16R

MMLD 1101-11-16R


1" x 7-1/4" x 16'

1" x 11-1/2" x 16'

*Parts come (rabetted) as shown to create a traditional beaded ceiling / wainscoting look.








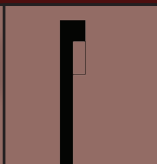
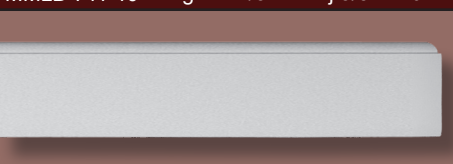





MMLD 1102-16 Hght 19-3/4" x Proj 1" x 16'















1/2" X 1/2" Square Grooves



MOULDINGS

M
O
U
L
D
I
N
G
S

MMLD 206-12	Hght 7" x Proj 3-3/4"		
MMLD 377-16	Hght 18-3/4" x Proj 1-7/8" x 16'		
MMLD 378-16	Hght 6-3/8" x Proj 1-7/8" x 16'		
MMLD 379-16	Hght 12-3/8" x Proj 1-1/2" x 16'		
MMLD 711-10	Hght 2-7/8" x Proj 5/8" x 10'		
MMLD 721-12	Hght 6-1/2" x Proj 2-1/2" x 12'		
MMLD 748	Hght 7" x Proj 3-3/4"		

MMLD 900-8	Hght 2-5/8" x Proj 2" x 8'		
MMLD 902-5-12	Hght 4-1/4" x Proj 4" x 12'		
MMLD 1000-14	Hght 1-7/8" x Proj 1" x 14'	 "BAMBOO"	
MMLD 1001-16	Hght 1-7/8" x Proj 1-3/8" x 16'		
MMLD 1001-1-16	Hght 2-1/8" x Proj 1-3/4" x 16'		
MMLD 1002-16	Hght 3-7/8" x Proj 3-7/8" x 16'		
MMLD 1002-1-16	Hght 4-1/4" x Proj 4-1/2" x 16'		



MOULDINGS


MMLD 1004-16	Hght 3" x Proj 2-1/4" x 16'	
MMLD 1005-8	Hght 3/4" x Proj 3/4" x 8'	
MMLD 1005-18	Hght 1-5/8" x Proj 3/4" x 8'	
MMLD 1006-16	Hght 2-3/4" x Proj 2-3/4" x 16'	
MMLD 1008-12	Hght 7/8" x Proj 2-5/8" x 12'	
MMLD 1009-16	Hght 7-3/4" x Proj 5-3/4" x 16'	
MMLD 1010-12	Hght 3" x Proj 2" x 12'	
MMLD 1011-16	Hght 16" x Proj 3-3/4" x 16'	

MMLD 1012-16	Hght 2" x Proj 3/4" x 16'	
MMLD 1013-16	Hght 2" x Proj 1-1/4" x 16'	
MMLD 1014-16	Hght 2" x Proj 1-1/2" x 16'	
MMLD 1015-16	Hght 2" x Proj 2" x 16'	
MMLD 1016-18	Hght 4-1/2" x Proj 3-5/8" x 18'	
MMLD 1018-16	Hght 2-1/4" x Proj 1-1/8" x 16'	
MMLD 1019-8	Hght 10-3/4" x Proj 2" x 8'	




MOULDINGS


MMLD 1020-16 Hght 7-1/2" x Proj 3-1/2" x 16'



MMLD 1021-16 Hght 4-1/8" x Proj 3-1/2" x 16'




MMLD 1022-16 Hght 1-3/4" x Proj 1" x 16'



MMLD 1023-16 Hght 3-1/4" x Proj 3/4" x 16'



MMLD 1024-16 Hght 4-1/4" x Proj 4" x 16'



MMLD 1025-16 Hght 1-3/8" x Proj 13/16" x 16'




CONVERSION & CROSS-REFERENCE

send your list to
quotes@MeltonClassics.com




MMLD 1026-16 Hght 5-3/4" x Proj 1-1/8" x 16'



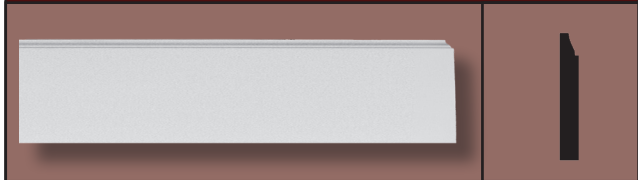
MMLD 1027-16 Hght 4-3/4" x Proj 3-1/2" x 16'



MMLD 1028-16 Hght 7-1/2" x Proj 1" x 16'



MMLD 1029-16 Hght 5-1/4" x Proj 5/8" x 16'



MMLD 1030-16 Hght 5" x Proj 7/8" x 16'



















MOULDINGS

MMLD 1030-1-16	Hght 5" x Proj 1-1/8" x 16'		
MMLD 1031-16	Hght 5-1/2" x Proj 1-5/8" x 16'		
MMLD 1031-1-16	Hght 5-1/2" x Proj 2" x 16'		
MMLD 1032-16	Hght 4-1/4" x Proj 1-1/2" x 16'		
MMLD 1033-16	Hght 5-1/2" x Proj 1-3/4" x 16'		
MMLD 1033-1-16	Hght 7" x Proj 1-3/4" x 16'		
MMLD 1034-16	Hght 3-1/2" x Proj 1" x 16'		

ROSETTES

MROS 2	MROS 3	MROS 9	MROS 5
			
Width 3-3/4" Hght 3-3/4" Projection 1"	Width 4-1/2" Hght 4-1/2" Proj 2-3/8"	Width 6-1/2" Hght 6-1/2" Proj 1-1/8"	Width 5-1/2" Hght 5-1/2" Proj 2-1/8"
MROS 13	MROS 24	MROS 71	
			
Width 5-1/2" Hght 5-1/2" Projection 1"	Width 4-1/4" Hght 4-1/4" Projection 1"	Width 3-3/4" Hght 3-3/4" Proj 1-13/16"	
MMLD 1034-1-16	Hght 3-1/2" x Proj 1-3/4" x 16'		
			
MMLD 1035-16	Hght 2-1/8" x Proj 1-5/8" x 16'		
			
MMLD 1036-16	Hght 6-1/4" x Proj 4-3/8" x 16'		
			
URETHANE ADHESIVE			
			
Use Urethane Adhesive in all joints.			



MOULDINGS

MMLD 1037-16 Hght 3-3/8" x Proj 2-1/8" x 16'



MMLD 1038-16 Hght 6-1/2" x Proj 4-1/2" x 16'



MMLD 1039-16 Hght 12-3/4" x Proj 3-1/2" x 16'




MMLD 1040-16 Hght 3-3/4" x Proj 3-3/4" x 16'



MMLD 1041-16 Hght 4-1/4" x Proj 3-3/8" x 16'



MMLD 1042-16 Hght 4" x Proj 3/4" x 16'



ARCHES & RADIUS MOULDINGS

HALF ROUND ARCHES

SEGMENT ARCHES


ELLIPTICAL ARCHES

CONCAVE & CONVEX RADIUS

quotes@MeltonClassics.com



MMLD 1042-1-16 Hght 4" x Proj 1-1/8" x 16'



MMLD 1043-16 Hght 3-1/2" x Proj 1-1/8" x 16'



MMLD 1044-16 Hght 3-1/2" x Proj 1-1/8" x 16'



MMLD 1045-16 Hght 5-1/4" x Proj 1" x 16'



MMLD 1045-1-16 Hght 7-1/4" x Proj 1" x 16'





MOULDINGS

CUSTOM RADIUS MOULDINGS
CONCAVE CONVEX
PLEASE CONTACT US.
quotes@MeltonClassics.com

MMLD 1046-16 Hght 10" x Proj 2-3/4" x 16'



MMLD 1048-16 Hght 9-1/2" x Proj 10-1/8" x 16'



MMLD 1049-16 Hght 4-1/2" x Proj 1-1/8" x 16'




MMLD 1050-16 Hght 3-1/2" x Proj 2-1/4" x 16'




MMLD 1051-16 Hght 6-1/2" x Proj 3-1/2" x 16'



MMLD 1052-8 Hght 3-3/4" x Proj 3-3/4" x 8'



MMLD 1053-8 Hght 3/4" x Proj 3/4" x 8'




MMLD 1054-16 Hght 5-1/4" x Proj 4" x 16'



MMLD 1055-12 Hght 8" x Proj 5-11/16" x 12'




MMLD 1056-8 Hght 1-3/4" x Proj 1-1/8" x 8'



MMLD 1057-16 Hght 10-1/8" x Proj 9-1/2" x 16'



MMLD 1058-16 Hght 11" x Proj 6-1/2" x 16'



MMLD 1059-16 Hght 15-1/2" x Proj 9-1/2" x 16'






MOULDINGS


MMLD 1060-16 Hght 7-3/4" x Proj 2-3/8" x 16'




MMLD 1061-16 Hght 4" x Proj 3-5/8" x 16'



MMLD 1062-16 Hght 3-3/8" x Proj 2-5/8" x 16'




MMLD 1063-16 Hght 10-1/4" x Proj 5-3/8" x 16'



MMLD 1064-12 Hght 14-3/8" x Proj 8-7/8" x 12'




MMLD 1065-16 Hght 12-1/2" x Proj 7-1/4" x 16'




MMLD 1066-16 Hght 9-1/8" x Proj 3-3/8" x 16'




MMLD 1067-8 Hght 1-3/8" x Proj 11/16" x 8'



MMLD 1068-16 Hght 5-1/4" x Proj 2-1/2" x 16'



MMLD 1069-16 Hght 6-1/4" x Proj 3-3/4" x 16'



MMLD 1070-16 Hght 6" x Proj 1-1/2" x 16'



*Contact us for pitch applications.

**CUSTOM MOULDINGS AVAILABLE
CALL OR FAX US YOUR DRAWING.**

**Ph: - 800-963-3060
Fax: - (717) 840-4228**



MOULDINGS

MMLD 1071-16 Hght 7" x Proj 1-1/2" x 16'



MMLD 1071-9-16 Hght 9-1/2" x Proj 1-1/2" x 16'



MMLD 1071-11-16 Hght 11-1/2" x Proj 1-1/2" x 16'



MMLD 1072-16 Hght 9" x Proj 1-3/8" x 16'



MMLD 1072-1-16 Hght 9" x Proj 1-3/4" x 16'




MMLD 1073-16 Hght 2-3/8" x Proj 1-1/2" x 16'




MMLD 1074-16 Hght 9-1/2" x Proj 8-3/4" x 16'




MMLD 1075-16 Hght 5-1/2" x Proj 1-1/2" x 16'




MMLD 1075-1-16 Hght 8-1/2" x Proj 1-1/2" x 16'




MMLD 1076-8 Hght 2-3/8" x Proj 2-1/4" x 8'




MMLD 1078-8 Hght 4-1/2" x Proj 1-1/2" x 8'



MMLD 1079-8 Hght 3-3/8" x Proj 1-3/8" x 8'



MMLD 1080-16 Hght 14-1/2" x Proj 2-1/16" x 16'



CONVERSION & CROSS-REFERENCE

SEND US YOUR LIST.
quotes@MeltonClassics.com



MOULDINGS


*MMLD 1081-8 Hght 7-1/2" x Proj 6" x 8'



19-1/4" Spacing On-center

**Custom on-center spacing is available. Call for quote.*


MMLD 1082-8 Hght 9/16" x Proj 9/16" x 8'




MMLD 1082-1-8 Hght 1-3/8" x Proj 9/16" x 8'





MMLD 1083-12 Hght 7-1/2" x Proj 6-1/2" x 12'



MMLD 1085-16 Hght 12" x Proj 4-1/2" x 16'



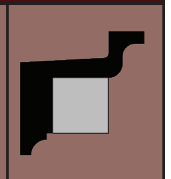
MMLD 1090-8 Hght 2-1/2" x Proj 5/8" x 8'



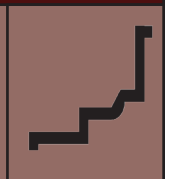

CUSTOM RADIUS MOULDINGS
CONCAVE CONVEX
PLEASE CONTACT US.
quotes@MeltonClassics.com





MMLD 1092-16 Hght 5-1/2" x Proj 5" x 16'





MMLD 1098-12 Hght 10-1/4" x Proj 13-1/2" x 12'



MMLD 1101-7-16 Hght 7-1/4" x Proj 1" X 16'



MMLD 1101-11-16 Hght 11-1/2" x Proj 1" x 16'



USE URETHANE ADHESIVE
IN ALL JOINTS.



MOULDINGS



MMLD 1120-16 5-3/4" X 2-3/8" X 16'



MMLD 1630-16' Hght 7-1/4" x Proj 8-1/8" x 16'




MMLD 2015-16 Hght 8" x Proj 6-7/16" x 16'



MMLD 2019-16 Hght 3-1/4" x Proj 2-1/8" x 16'



MMLD 2021-8 Hght 2" x Proj 1-3/8" x 8'




MMLD 2027-12 Hght 14-3/4" x Proj 6-7/8" x 12'



MMLD 2032-12 Hght 5-1/4" x Proj 5-1/4" x 12'



MMLD 2041-16 Hght 5-1/4" x Proj 4-1/4" x 16'




MMLD 2046-12 Hght 2-3/4" x Proj 2-1/2" x 12'



MMLD 2057-12 Hght 14-1/2" x Proj 10" x 12'



MMLD 2061-12 Hght 17" x Proj 5-1/2" x 12'



USE URETHANE ADHESIVE
IN ALL JOINTS.





MOULDINGS















M
O
U
L
D
I
N
G
S





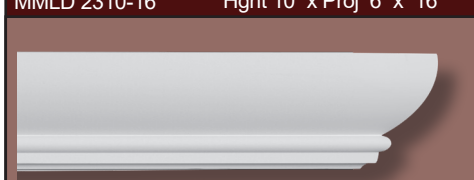









MMLD 2072-16	Hght 4-1/2" x Proj 1-5/8" x 16'	
MMLD 2076-8	Hght 2-1/2" x 5/8" x 8' Proj	
MMLD 2083-16	Hght 12" x Proj 10" x 16'	
MMLD 2088-16	Hght 7" x Proj 5-1/2" x 16'	
MMLD 2093-12	Hght 15-1/2" x Proj 8-1/4" x 12'	
MMLD 2093-1-12	Hght 15-1/2" x Proj 8-1/4" x 12'	
MMLD 2103-16	Hght 3" x Proj 3/4" x 16'	

MMLD 2108-16	Hght 6" x Proj 6" x 16'	
MMLD 2110-16	Hght 8" x Proj 8" x 16'	
MMLD 2116-12	Hght 10" x Proj 9" x 12'	
MMLD 2121-16	Hght 1-1/2" x Proj 4" x 16'	
MMLD 2122-16	Hght 10-3/4" x Proj 5-5/8" x 16'	
MMLD 2130-8	Hght 1-3/4" x Proj 5/8" x 8'	
MMLD 2134-12	Hght 17-3/4" x Proj 13-5/8" x 12'	

CONCAVE CONVEX RADIUS
 AVAILABLE
 PLEASE CONTACT US
quotes@MeltonClassics.com

MOULDINGS

MMLD 2139-12	Hght 1-3/4" x Proj 2-1/2" x 12'		
MMLD 2152-16	Hght 8-13/16" x Proj 4-3/4" x 16'		
MMLD 2152A-16	Hght 8-5/8" x Proj 4-3/4" x 16'		
MMLD 2152B-16	Hght 2" x Proj 1" x 16'		
MMLD 2157-8	Hght 1-21/32" x Proj 2-5/32" x 8'		
MMLD 2162-16	Hght 12" x Proj 2" x 16'		
MMLD 2218-16	Hght x Proj		

MMLD 2308-12	Hght 5-3/8" x Proj 6" x 12'		
MMLD 2309-10	Hght 4-3/8" x Proj 3/4" x 10'		
MMLD 2310-16	Hght 10" x Proj 6" x 16'		
MMLD 2311-12	Hgt 12" X Proj 10" X 12'		
MMLD 2312-10	Hght 5" x Proj 5" x 10'		
MMLD 2313-10	Hght 18" x Proj 3" x 10'		
MMLD 2314-10	Hgt 2-1/4" X Proj 2-1/4" X 10'		




MOULDINGS


MMLD 2337-16 Hght 8-3/4" x Proj 1" x 16'




MMLD 2338-8 Hght 1-1/2" x Proj 3/4" x 8'



MMLD 2366-8 Hght 2-3/8" x Proj 1-1/16" x 8'




MMLD 2369-16 Hght 7-7/8" x Proj 7-7/8" x 16'



MMLD 2370-10 Hght 5-7/8" x Proj 4-3/4" x 10'




MMLD 2371-10 Hght 4-1/4" x Proj 4-1/4" x 10'



MMLD 2374-12 Hght 8-1/4" x Proj 10-1/4" x 12'




MMLD 2375-8 Hght 1-3/4" x Proj 7/8" x 8'




MMLD 2401-16 Hgt 4-3/4" X Proj 5-3/4" X 16'



MMLD 2402-16 Hgt 6-9/16" X Proj 5-1/2" X 16'



MMLD 2408-8 Hgt 4" X Proj 3-1/4" X 8'



MMLD 2431-16 Hght 7" x Proj 7" x 16'



MMLD 2432-16 Hght 7-1/8" x Proj 5-5/8" x 16'



CUSTOM MOULDINGS AVAILABLE
CALL OR FAX US YOUR DRAWING

Ph. - 800-963-3060

Fax. - 770-962-6988



MOULDINGS















MMLD 2435-16	Hght 4-3/4" x Proj 4-3/4" x 16'	
MMLD 2455-16	Hght 17" x Proj 1-3/4" x 16'	
MMLD 2497-16	Hght 7-1/4" x Proj 12" x 16'	
MMLD 2498-16	Hght 6-1/2" x Proj 6" x 16'	
MMLD 2499-12	Hght 4-1/16" x Proj 4-1/16" x 12'	
MMLD 2500-10	Hght 8-1/2" x Proj 2" x 10'	
MMLD 2502-16	Hght 6-1/2" x Proj 1-3/8" x 16'	

MMLD 2504-8	Hght 4-3/4" x Proj 3" x 8'	
MMLD 2506-8	Hght 1-3/8" x Proj 5/8" x 8'	
MMLD 2539-12	Hgt 6-9/16" x Proj 5-3/4" x 12'	
MMLD 2546-12	Hght 5" x 2-3/8" Proj x 12'	
MMLD 2550-MMLD 2555-12	Hgt 7" x Proj 5-5/8" x 12'	
	Hgt 1-3/4" X Proj 3-1/2" X 12'	
	Hgt 4-1/2" X Proj 5-1/2" X 8'	



MOULDINGS


M
O
U
L
D
I
N
G
S

MMLD 2611-16'	Hgt 7" X Proj 4-1/2" X 16'		
MMLD 2693-16	Hgt 1-13/16" x Proj 1-1/16" x 16'		
MMLD 3001-8	Hght 8-1/2" x Proj 6" x 8'		
MMLD 3025-16	Hgt 2-3/8" x Proj 1" x 16"		
MMLD 3100-16	Hght 11" x Proj 6-1/4" x 16'		
MMLD 3120-16 MMLD 3178-8	Hgt 7-5/8" x Proj 6-1/2" x 16'		
HMLD 3178-8	Hgt 3-5/8" X Proj 1-7/8 X 8'		

MMLD 3316-	Hgt 8-7/16" x Proj 4-3/4" x 16'		
MMLD 3318-16	Hgt 2-1/4" x Proj 3-3/4" x 16'		
MMLD 4067-16	Hgt 5-1/2" x Proj 3-7/8" x 16'		
MMLD 4216-16	Hght 4-1/2" x Proj 2-1/2" x 16'		
MMLD 4490-16	Hght 7-1/4" x Proj 8-1/3" x 16'		
MMLD 6425-12	Hght 9-1/2" x Proj 4-1/2" x 11'-5"		
MMLD 9512-2	Hght 9-3/4" x Proj 5-3/4" x 12'		

PITCHED DENTIL MOULDING

MMLD 1049- LP/RP- 8 Hght 4-1/2" x Proj 1-1/8" x 8'



Part Number		Pitch
MMLD 1049-5-8L	MMLD 1049-8-5R	5/12
MMLD 1049-6-8L	MMLD 1049-8-6R	6/12
MMLD 1049-7-8L	MMLD 1049-8-7R	7/12
MMLD 1049-8-8L	MMLD 1049-8-8R	8/12
MMLD 1049-9-8L	MMLD 1049-8-9R	9/12
MMLD 1049-10-8L	MMLD 1049-8-10R	10/12
MMLD 1049-12-8L	MMLD 1049-8-12R	12/12

L = Left pitch. R = Right pitch.

MMLD 1070-LPRP-8 Hght 6" x Proj 1-1/2" x 8'



Part Number		Pitch
MMLD 1070-5-8L	MMLD 1070-8-5R	5/12
MMLD 1070-6-8L	MMLD 1070-8-6R	6/12
MMLD 1070-7-8L	MMLD 1070-8-7R	7/12
MMLD 1070-8-8L	MMLD 1070-8-8R	8/12
MMLD 1070-9-8L	MMLD 1070-8-9R	9/12
MMLD 1070-10-8L	MMLD 1070-8-10R	10/12
MMLD 1070-12-8L	MMLD 1070-8-12R	12/12

L = Left pitch R = Right pitch

VENTED SOFFIT MOULDING

- Vented soffit moulding comes with insect screen.
- *Other vented profiles available. Call for quote.

MVSM 1009-16 Hght 10" x Proj 8" x 16'



MVSM 1051-16 Hght 9" x Proj 5-3/8" x 16'



MVSM 1065-16 Hght 15" x Proj 9-1/8" x 16'



MVSM 2550-16 Hght 9-1/4" x Proj 7-5/8" x 16'



PRE-MITERED CORNERS AVAILABLE
 *Shipped as two pieces Left and Right.
PLEASE CONTACT US.
quotes@meltonclassics.com

MOULDINGS

All urethane moldings will expand and contract with temperature. It is recommended to install the moldings as tightly as possible to minimize expansion and contraction.

- **STORAGE** - If the product is stored in a trailer, remove and allow the material to adjust to the temperature in which it is being installed. Allow the moulding to adapt for at least 24 hours prior to installation.
- **CUTTING** – Urethane Millwork can be cut using the same basic methods and tools as wood.
- **JOINTS** – Butt joints on straight runs and mitered joints for corners.
- **ADHESIVE** – PL-PREMIUM urethane adhesive should be used in all joints and can help secure moulding to the wall and ceiling when applied to the back of the product.
- **BLOCKING** - Install molding on a solid backing or studs 16” on center or less. Larger molding will require additional blocking.
- **FASTENERS** –Galvanized screws are the best fastener or coated ring-shank nails with a head.

Installation Procedure:

- Measure for the length of molding needed to fit your application and add 1/8” to the measurement and mark your molding. **Ex.** If your application measures 10’, mark and cut your molding at 10’-1/8”. If your application requires 16’ add 3/16” to your measurement or approximately 1/16 inch for every 5 feet of molding.
- Fasten one side of the molding in place. Bow the center of the piece out away from the wall to allow the other end of the molding to fit in place and fasten. Push the center of the molding against the wall and secure with recommended fasteners and Urethane adhesive.
- **PAINT PREP** – Melton Classics urethane millwork is factory primed with a high emulsion exterior paint. Fill fastener holes with painter’s putty. Any joint alignment required can be performed with sand paper. Use 2-part plastic wood filler to recreate smooth surface. Follow manufactures recommendations for cure time before spot priming.
- **PAINT** - Use a 100% acrylic latex paint with a Light Reflective Value (LRV) of 55 or higher. • For paint colors equivalent to an LRV of 54 or lower, paints specifically designed for such applications must be used.



ARCHES



MARC 1033



COPED Keystone - MKST 1033-C

MARC 1034-1



COPED Keystone - MKST 1034-1-C

MARC 1031



COPED Keystone - MKST 1031-C

MARC 1032



COPED Keystone - MKST 1032-C

MARC 1046



COPED Keystone - MKST 1046-C


CUSTOM RADIUS MOULDINGS

CONCAVE CONVEX RADIUS
ARCH MOULDING
AVAILABLE



ARCHES


3-1/2" Flat Half Round Arches



MARC 1104	Hght 3-1/2" x Proj 1"
MARC 1504	Hght 3-1/2" x Proj 1-1/2"
MARC 7504	Hght 3-1/2" x Proj 3/4"

Available with Keystone - MARC(K)
COPED Keystone - MKST 1033-C

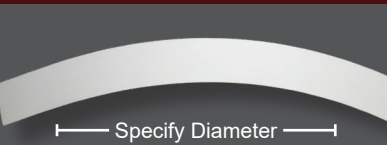
5-1/2" Flat Half Round Arches



MARC 1106	Hght 5-1/2" x Proj 1"
MARC 1506	Hght 5-1/2" x Proj 1-1/2"
MARC 7506	Hght 5-1/2" x Proj 3/4"

Available with Keystone - MARC(K)
COPED Keystone - MKST 1033-C

Flat Segment Arches




MSARC 1104	Hght 3-1/2" x Proj 1"
MSARC 1106	Hght 5-1/2" x Proj 1"

COPED Keystone - MKST 1104-C



MARC 900



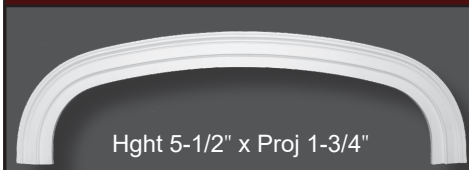
COPED Keystone - MKST 900-C

MARC 901



*Available without Keystone

MEARC 1033



Hght 5-1/2" x Proj 1-3/4"

COPED Keystone - MKST 1133-C

WINDOW HEADS



PLAIN KEYSTONES

To Fit Moulding

<i>Item No.</i>	<i>Height</i>	<i>Top Width</i>	<i>Bottom Width</i>	<i>Proj</i>
MKST 1031	7"	5-3/4"	3-1/2"	3"
MKST 1031-1	7"	5-3/4"	3-1/2"	3-3/8"
MKST 1032	5-3/8"	5"	3"	3"
MKST 1033	7"	5-3/4"	3-1/2"	2-1/2"
MKST 1033-1	8-1/2"	5-3/4"	3"	2-1/2"
MKST 1034	5"	4-3/4"	4-1/8"	1-3/4"
MKST 1034-1	5"	4-3/4"	4-1/8"	2-1/2"
MKST 1046	11-1/2"	7-1/2"	4-1/8"	4"
MKST 1104	5"	4-3/4"	3"	2-1/2"
MKST 1106	7"	5-3/4"	3-1/2"	2-3/8"

To Fit Window Heads

<i>Item No.</i>	<i>Height</i>	<i>Top Width</i>	<i>Bottom Width</i>	<i>Proj</i>
MKST 900	7-3/4"	8-1/8"	4-5/16"	4"
MKST 901	10-3/4"	10"	4-9/16"	4"
MKST 902	10-3/4"	10"	5-1/8"	5-1/2"
MKST 903	10-3/4"	10"	5-1/8"	5-1/2"
MKST 904	12-7/8"	11-7/8"	6"	7"
MKST 905	10-3/4"	10"	5-1/8"	5-1/2"
MKST 906	10-3/4"	10"	5-1/8"	5-1/2"
MKST 907	10"	10"	5"	3"
MKST 908	7"	5-3/4"	3-1/2"	3"
MKST 912	11-1/2"	7-1/2"	4-1/8"	4"
MKST 913	11-1/2"	7-1/2"	4-1/8"	4"
MKST 930	13-3/4"	10"	3-3/4"	5-1/2"
MKST 940	13-3/4"	10"	3-3/4"	5-1/2"



RECESSED PANEL KEYSTONES

To Fit Moulding

<i>Item No.</i>	<i>Height</i>	<i>Top Width</i>	<i>Bottom Width</i>	<i>Proj</i>
MRKST 1015	3-3/16"	3-5/8"	2-1/4"	3-1/8"
MRKST 1031	6-1/2"	5-1/2"	3"	3-5/16"
MRKST 1031-1	6-1/2"	5-1/2"	3"	3-5/16"
MRKST 1033	6-1/2"	5-1/2"	3"	2-3/8"
MRKST 1034	4-5/16"	4-5/8"	3"	3-9/16"
MRKST 1034-1	4-5/16"	4-5/8"	3"	2"
MRKST 1104	4-1/4"	4-5/8"	3"	3"
MRKST 1106	6-1/2"	5-1/2"	3"	3-5/16"


To Fit Window Heads

<i>Item No.</i>	<i>Height</i>	<i>Top Width</i>	<i>Bottom Width</i>	<i>Proj</i>
MRKST 900	7-3/4"	8-1/8"	4-5/16"	4"
MRKST 901	10-3/4"	10"	4-9/16"	4"
MRKST 902	10-3/4"	10"	5-1/8"	5-1/2"
MRKST 903	10-3/4"	10"	5-1/8"	5-1/2"
MRKST 905	10-3/4"	10"	5-1/8"	5-1/2"
MRKST 906	10-3/4"	10"	5-1/8"	5-1/2"
MRKST 936	7"	5-7/8"	4-1/8"	4"

* COPED Keystones add (-C) Ex. MKST 1104-C
 SOLID Keystones add (-S) Ex. MRKST 1104-S

WINDOW HEADS

CUSTOM KEYSTONES AVAILABLE
Contact us for a quote.



ASTRAGAL

Item No.	Height	Top Width	Bottom Width	Proj
MDKST 39	5"	4-1/2"	3"	1-5/8"
MDKST 40	8-3/4"	6-3/4"	4-3/4"	1-3/4"

DECORATIVE KEYSTONES




PINEAPPLE

Item No.	Height	Top Width	Bottom Width	Proj
MPKST 902	10-3/4"	10"	5-1/8"	5-1/2"
MPKST 102	10-3/4"	10"	5-1/8"	1"



RECESSED PANEL

Item No.	Height	Top Width	Bottom Width	Proj
MRKST 910	19-3/4"	15-7/8"	10"	8-1/8"



LARGE SCROLL

Item No.	Height	Top Width	Bottom Width	Proj
MDKST 1025	15"	11"	6-1/4"	5"



Item No.	Height	Top Width	Bottom Width	Proj
MDKST 1018	10-1/2"	14-9/16"	5"	12"

* COPED Keystones add (-C) Ex. MKST 1104-C
SOLID KEYSTONES add (-S) Ex. MRKST 1104-S



WINDOW HEADS



MWH 900



6" x 3" Window Head

Standard Sizes 24" - 204"

Plain Coped Keystones Loose MKST 900-C
Recessed Panel Keystone MRKST 900-C

For Top Width
Add 4"

MWHK 900



6" x 3" Window Head w/ Key

Standard Sizes 24" - 204"

Keystone Height 7-3/4"
Custom sizes available.

MWH 901



9" x 3" Window Head

Standard Sizes 24" - 204"

Plain Coped Keystones Loose MKST 901-C
Recessed Panel Keystone MRKST 901-C

For Top Width
Add 4"

MWHK 901




9" x 3" Window Head w/ Key

Standard Sizes 24" - 204"

Keystone Height 10-3/4"
Custom sizes available.

MWH 902



9" x 4" Window Head

Standard Sizes 24" - 204"

Plain Coped Keystones Loose MKST 902-C
Recessed Panel Keystone MRKST 902-C

For Top Width
Add 5-3/4"

MWHK 902



9" x 4" Window Head w/ Key

Standard Sizes 24" - 204"

Keystone Height 10-3/4"
Custom sizes available.

WINDOW HEADS

Custom Sizes Available
quotes@MeltonClassics.com



MWH 903



10" x 4" Window Head

Standard Sizes 24" - 204"
Plain Coped Keystones Loose MKST 903-C
Recessed Panel Keystone MRKST 903-C

For Top Width
Add 5-3/4"

MWHK 903



10" x 4" Window Head w/ Key

Standard Sizes 24" - 204"
Keystone Height 10-3/4"
Custom sizes available.

MWH 904



11" x 4-3/4" Window Head

Standard Sizes 24" - 204"
Plain Coped Keystones Loose MKST 904-C
Recessed Panel Keystone MRKST 904-C

For Top Width
Add 7"

MWHK 904



11" x 4-3/4" Window Head w/ Key

Standard Sizes 24" - 204"
Keystone Height 12-7/8"
Custom sizes available.

MWH 905



13-3/4" x 4" Window Head

Standard Sizes 24", 33-5/8", 36", 37-5/8",
41-5/8", 43", 48", 54", 64", 68", 72", 76", 84",
104", 108", 200".

Plain Coped Keystones Loose MKST 905-C
Recessed Panel Keystone MRKST 905-C

For Top Width
Add 5-3/4"

MWHK 905



13-3/4" x 4" Window Head w/ Key

Standard Sizes 24", 33-5/8", 36", 37-5/8",
41-5/8", 43", 48", 54", 64", 68", 72", 76", 84",
104", 108", 200".

Overall Height with Key 15-1/2"
Custom sizes available.

WINDOW HEADS

MWH 906



Height Varies x 4" Window Head

Standard Sizes 24" - 108"

Plain Coped Keystone Loose MKST 906-C
Recessed Panel Keystone MRKST 906-C

Top Width
Add 5-3/4"

Plain Keystone
MKST



MWHK 906




Height Varies x 4" Window Head w/ Key

Standard Sizes 24" - 108"

Overall Height Varies
Custom sizes available.

MWH 907



9" x 1-5/8" Window Head

Standard Sizes 24" - 204"

Plain Coped Keystone Loose MKST 907-C
Recessed Panel Keystone MRKST 907-C

Top Width
Add 4-13/16"

MWHK 907

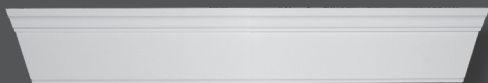


9" x 1-5/8" Window Head w/ Key

Standard Sizes 24" - 204"

Keystone Height 10"

MWH 908



5-1/2" x 1-5/8" Window Head

Standard Sizes 24" - 204"

Plain Coped Keystone Loose MKST 908-C
Recessed Panel Keystone MRKST 908-C

Top Width
Add 3"

Recessed
Panel Keystone
MRKST



MWHK 908



5-1/2" x 1-5/8" Window Head w/Key

Standard Sizes 24" - 204"

Keystone Height 6-1/2"

MWH 909



Height Varies" x 2"
Plain Segment Window Head

Standard Sizes 24" - 120"

* Custom sizes available.

MWH 910



Height Varies " x 2"
Segment Sunburst Window Head

Standard Sizes 24" - 120"

* Custom sizes available.

WINDOW HEADS

MWH 911



Height Varies x 2" Proj.
Half Round Sunburst Window Head

Standard Sizes 24" - 96"
Custom sizes available.

Plain Half Round Window Head
Add (-O) to Part Number
Ex. MWH 911-O-24"

MWH 911 DECO



Height 16" 2" Proj
Half Round Decroive Window Head

Standard Size 32"
Custom sizes available.

Custom Sizes Available
quotes@MeltonClassics.com

Plain Keystone
MKST




MWH 912



Height Varies x 4" Window Head

Arch Sizes up to 96"
Standard Wing Length up to 42".
Plain Coped Keystones Loose MKST 1046-C
Recessed Panel Keystone MRKST 1046-C

MWHK 912



Height Varies x 5" Window Head w/ Key

Arch Sizes up to 96"
Standard Wing Length up to 42".
Custom Arch and Wings available.
* See Page 90 for Order Sheet.

*Recessed
Panel Keystone*
MRKST




MWH 913



Height Varies x 4" Window Head

Arch Sizes 24" to 96"
Standard Wing Length up to 42".
Plain Coped Keystones Loose MKST 1046-C
Recessed Panel Keystone MRKST 1046-C

MWHK 913



Height Varies x 4" Window Head w/ Key

Arch Sizes 24" to 96"
Standard Wing Length up to 42".
Custom Arch and Wings available.
* See Page 90 for Order Sheet.

WINDOW HEADS

MWH 915



Height Varies x 3" Peak Window Head

Standard Sizes 24" - 96"
Custom sizes available.

MWH 917



Height Varies x 2" Window Head

Sizes up to 120"
Contact us quotes@MeltonClassics.com

Plain Keystone
MKST



MWH 918



Sizes 24" up to 96"
Custom sizes available.

MWH 919



"9 x 4 1/2" Window Head

Standard Sizes 24" - 204"
Custom sizes available.

*Recessed
Panel Keystone*
MRKST



MWH 920



Width is Specified to the inside arch
4-3/8" 4-3/8"

10-1/4" x 3-1/4" Window Head

Standard Sizes 36", 37-5/8", 48", 60", 68", 76",
Custom sizes available.


MWH 930



14" x 5" Window Head

Standard Sizes 24" - 204"
Custom sizes available.

MWH 926



15" x 7-1/4" Window Head

Standard Sizes 36", 37-5/8", 40", 44", 48", 53",
72", 96"
Custom sizes available.

For Top Width
Add 7-3/4"

MWHK 930



14" x 5" Window Head

Standard Sizes 24" - 204"
Custom sizes available.

custom window heads available.
quotes@MeltonClassics.com

WINDOW HEADS

MWH 936



6"H x 3"P Window Head

Standard Sizes 24" - 204"
Custom sizes available.

Top Width
Add 5-3/4"

Plain Keystone
MKST



MWHK 936



6"H x 3"P Window Head w/ Keystone

Standard Sizes 24" - 204"
Custom sizes available. Keystone Height 13-3/4"

MWH 940



12" x 4" Window Head

Standard Sizes 24" - 204"
Plain Coped Keystones Loose MKST 940-C

Top Width
Add 5-3/4"

Recessed
Panel Keystone
MRKST



MWHK 940



12" x 4" Window Head w/ Keystone

Standard Sizes 24" - 204"
Keystone Height 13-3/4"

MWH 941



13" x 4" Window Head w/ Bottom Trim

Standard Sizes 24" - 204"
Plain Coped Keystone Loose MKST 941-C

MWHK 941



13" x 4" Window Head w/ Bottom Trim & Keystone

Standard Sizes 24" - 204"
Keystone Height 15-3/4"



Specify Diameter

Height Varies x 2-7/8" Window Head

MWH 942

Standard Sizes up to 96"

Plain Coped Keystones Loose MKST 1046-C
Recessed Panel Keystone MRKST 1046-C



2-1/2" Window Head with Bottom Trim

MWH 979 10" x 2-1/2" x Window Head with Bottom Trim

MWH 980 8" x 2-1/2" x Window Head with Bottom Trim

MWH 981 12" x 2-1/2" x Window Head with Bottom Trim

MWH 982 14" x 2-1/2" x Window Head with Bottom Trim

***Available with Keystone**



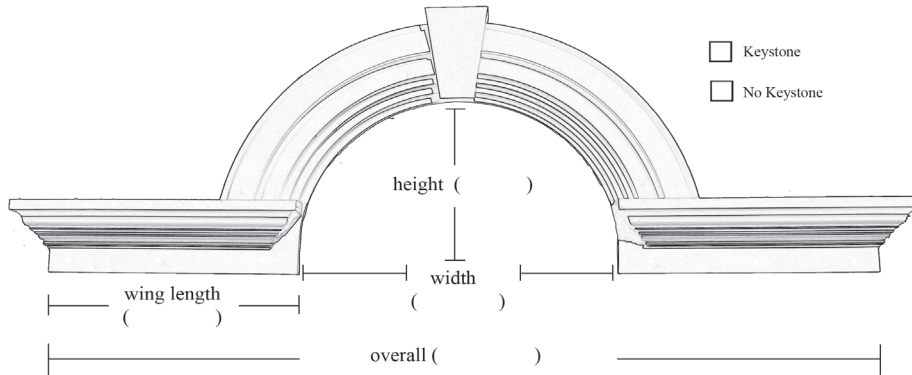
WINDOW HEADS

Custom Window Head Order Sheet

Fax 770-962-6988

From: _____ Date: _____
 Company: _____
 Phone Number: _____ Fax Number: _____

Number of pages including cover: _____



To Order Specify:

- 1) Arch Moulding - (MMLD 1046, MMLD 1033, MMLD 1033-1) _____
- 2) Arch Size - (24" up to 72" Available) _____
- 3) Keystone (K) / No Keystone _____
- 4) Wing Style - MWH 900, MWH 901, or MWH 902 _____
- 5) Wing Length - Standard Size up to 42", (43" Up Custom) _____
- 6) Arch Closed - (MWH 911 OR MWH 911-O) _____

EXAMPLES:

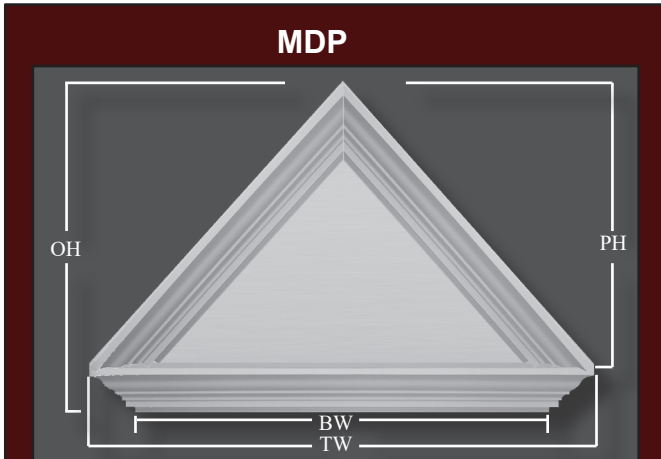
With Keystone and Sunburst
MARCK 1046-36-902-24- 911

Without Keystone and Sunburst
MARC 1046-36-902-24

DORMER PEDIMENT

W
I
N
D
O
W

F
E
A
T
U
R
E
S



Standard Sizes

MDP 44 Bottom Width 44"
14/12 Pitch, Top Width 49-3/4"
Proj 4" Overall Height 33-5/16",
Peak Height 29-1/32"

MDP 49 Bottom Width 49"
14/12 Pitch Top Width 54-3/4"
Proj 4" Overall Height 38-3/8"
Peak Height 31-15/16"



Dormer Pilasters to fit MDP

MDPIL 280-6-68

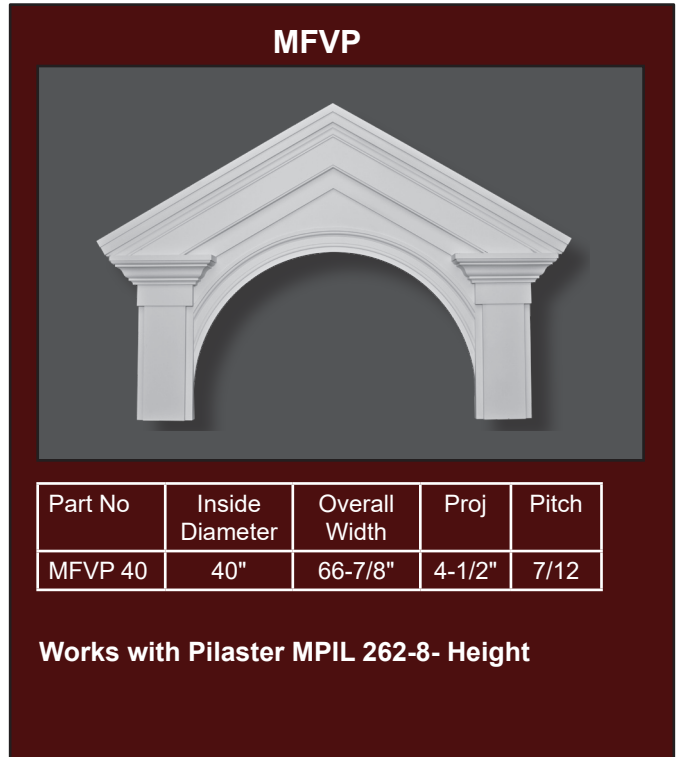

Width 6-3/4"
Height 68"
Proj 1-7/8"

CUSTOM SIZES AVAILABLE

CONTACT US FOR A QUOTE
quotes@MeltonClassics.com

MDP-DORMER RETURN MOULDING

MMLD 902-5-8' , 10' , 12'



WINDOW PANELS

MWH 100



1-3/8" Projection
Raised Window Panel with Sill

Old Item No. MWH BS-P

Width	MWH 100-13	MWH 100-18	MWH 100-26
	13" Height	18" Height	26" Height
29 5/8"	MWH 100-13x29-5/8	MWH 100-18x29-5/8	MWH 100-26x29-5/8
33 5/8"	MWH 100-13x33-5/8	MWH 100-18x33-5/8	MWH 100-26x33-5/8
36"	MWH 100-13x36	MWH 100-18x36	MWH 100-26x36
37 5/8"	MWH 100-13x37-5/8	MWH 100-18x37-5/8	MWH 100-26x37-5/8
41 5/8"	MWH 100-13x41-5/8	MWH 100-18x41-5/8	MWH 100-26x41-5/8
42"	MWH 100-13x42	MWH 100-18x42	MWH 100-26x42
44"	MWH 100-13x44	MWH 100-18x44	MWH 100-26x44
52"	MWH 100-13x52	MWH 100-18x52	MWH 100-26x52
72"	MWH 100-13x72	MWH 100-18x72	MWH 100-26x72

MWH 200



1-1/4" Projection
Raised Window Panel with Sill

Old Item No. MWH BS-RP

Width	MWH 200-13	MWH 200-18	MWH 200-26
	13" Height	18" Height	26" Height
29 5/8"	MWH 200-13x29-5/8	MWH 200-18x29-5/8	MWH 200-26x29-5/8
33 5/8"	MWH 200-13x33-5/8	MWH 200-18x33-5/8	MWH 200-26x33-5/8
36"	MWH 200-13x36	MWH 200-18x36	MWH 200-26x36
37 5/8"	MWH 200-13x37-5/8	MWH 200-18x37-5/8	MWH 200-26x37-5/8
41 5/8"	MWH 200-13x41-5/8	MWH 200-18x41-5/8	MWH 200-26x41-5/8
42"	MWH 200-13x42	MWH 200-18x42	MWH 200-26x42
44"	MWH 200-13x44	MWH 200-18x44	MWH 200-26x44
52"	MWH 200-13x52	MWH 200-18x52	MWH 200-26x52
72"	MWH 200-13x72	MWH 200-18x72	MWH 200-26x72

MWH 300



1" Projection
Raised Panel w/ 4" Flat Surround

Old Item No. MWH BS-P

MWH 300-18	MWH 300-22	MWH 300-27	MWH 300-30
18" Height	22" Height	27" Height	30" Height
MWH 300-18x45	MWH 300-22x36	MWH 300-27x70	MWH 300-30x36
	MWH 300-22x40	MWH 300-27x93	MWH 300-30x54
MWH 300-24			
MWH 300-24x40			

CUSTOM SIZES AVAILABLE
quotes@MeltonClassics.com

SHUTTERS

MLS



Louver Shutter

MPS



Panel Shutter



2-PANEL LOUVER SHUTTER

Part No.	W	H	Proj
MLS 14x51	14"	51"	1-1/8"
MLS 14x63	14"	63"	1-1/8"
MLS 14x67	14"	67"	1-1/8"
MLS 14x75	14"	75"	1-1/8"
MLS 15x48	15"	48"	1-1/8"
MLS 15x72	15"	72"	1-1/8"
MLS 17x72	17"	72"	1-1/8"
MLS 18x59	18"	59"	1-1/8"
MLS 18x64	18"	64"	1-1/8"
MLS 18x72	18"	72"	1-1/8"
MLS 18x76	18"	76"	1-1/8"
MLS 18x96	18"	96"	1-1/8"
MLS 20x72	20"	72"	1-1/8"
MLS 20x77	20"	77"	1-1/8"
MLS 20x84	20"	84"	1-1/8"
MLS 20x96	20"	96"	1-1/8"
MLS 24x63	24"	63"	1-1/8"
MLS 24x72	24"	76"	1-1/8"
MLS 26x63	20"	63"	1-1/8"

*All shutters sold as pairs.

MBBS



BOARD & BATON SHUTTER

Part No.	Width	Height	Proj
MBBS 22x76	22"	76"	1-1/2"

SINGLE PANEL LOUVER SHUTTER

Part No.	W	H	Proj
MLS-1 33x79	33"	74-1/2"	1-1/8"



RAISED PANEL SHUTTER

Part No.	W	H	Proj
MPS 16x55	16"	55"	1-1/8"
MPS 16x67	16"	71"	1-1/8"
MPS 16x71	16"	71"	1-1/8"
MPS 16x84	18"	84"	1-1/8"
MPS 18x72	18"	72"	1-1/8"

CUSTOM SIZES AVAILABLE



CEILING MEDALLIONS





CEILING MEDALLIONS

C
E
I
L
I
N
G

M
E
D
A
L
L
I
O
N
S

MCM 2002-14



1-1/2" x 14-1/2"
Flower Medallion with Distressed Finish

MCM 2003-14



1-1/4" x 14"

MCM 2024-18 / MCM 2024-25



1-3/4" x 18" / 1-3/4" x 24-1/2"

MCM 2025-28



2-3/4" x 27-3/4"

MCM 2026-24



1-1/8" x 23-7/8"

MCM 2030-31



1-1/8" x 31"

MCM 3324-24



1-1/8" x 23-7/8"

MCM 5021-24 / MCM 5021-31



2-3/4" x 24" / 2-3/4" x 31"



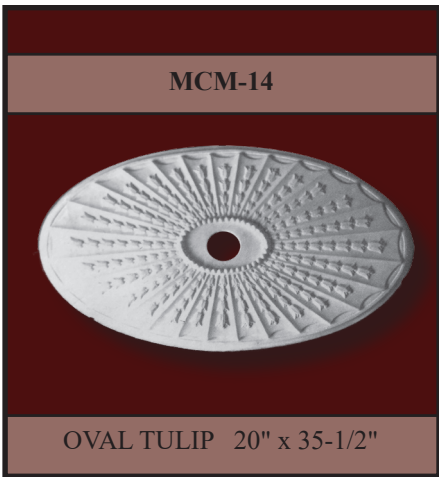
MCM 5030-37



2-1/2" x 37"

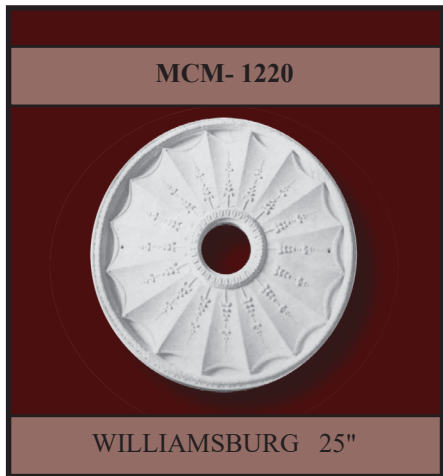


CEILING MEDALLIONS





CEILING MEDALLIONS





Part Number	Page
MAC	51,52
MACO 10	64
MACO 12	64
MACP	49,50
MANC 310-6	8
MANC 310-8	16,21
MAPNP 310-8	15,20
MARC 1031	85
MARC 1032	85
MARC 1033	85
MARC 1034-1	85
MARC 1046	85
MARC 1104	86
MARC 1106	86
MARC 900	86
MARC 901	86
MBAL 100	6
MBAL 103	6
MBAL 107	17
MBAL 109	14
MBAL 110	10
MBAL 113	14
MBAL 115	6
MBAL 118	17
MBAL 119	17
MBAL 120	17
MBAL 121	18
MBAL 121	22
MBAL 124	22
MBAL 125	6
MBAL 127	6
MBAL 128	18
MBAL 130	18
MBAL 131	10
MBAL 132	18
MBAL 133	10
MBAL 134	22
MBAL 135	18
MBAL 135	22
MBAL 136	10
MBAL 137	10
MBAL 138	10
MBAL 139	6
MBAL 139	10
MBAL 140	6
MBAL 141	11

Part Number	Page
MBAL 144	14
MBAL 145	14
MBAL 146	22
MBAL 148	22
MBAL 149	18
MBAL 150-9	63
MBAL 151	18
MBAL 152	19
MBAL 152	23
MBAL 161	11
MBAL 161	19
MBAL 162	23
MBAL 163	19
MBAL 169	7
MBAL 182	7
MBAL 183	19
MBAL 183	23
MBAL 184	23
MBAL 185	11
MBAL 186	11
MBAL 186	15
MBAL 187	19
MBAL 191	7
MBAL 194	11
MBAL 194	15
MBAL 196	19
MBAL 200	23
MBAL 201	11
MBAL 202	11
MBAL 203	7
MBAL 207	7
MBAL 211	7
MBAL 229	7
MBAL 289	7
MBAL 328	19
MBAL 341	12
MBAL 386	12
MBAL 436	12
MBAL 454	23
MBAL 522	19
MBAL 600	8
MBAL 2033	12
MBAL 2046	8
MBAL 2046	19
MBAL 2220	12
MBAL 5028	20

Part Number	Page
MBALL 600-10	24
MBALL 600-12	24
MBALL 600-5	8,13,16
MBALL 600-6	13,16,21
MBALL 600-7	13,16,21
MBALL 600-8	21,24
MBALL 600-9	21
MBALL 601-3	8
MBALL 603-5	64
MBALL 603-8	64
MBAS 560-2	62
MBBP	53
MBBS	98
MBIP 1	64
MBIP 2	64
MBKT 100	35
MBKT 101	35
MBKT 108	35
MBKT 108-1	35
MBKT 111	35
MBKT 121	35
MBKT 126	35
MBKT 133	35
MBKT 150-1	35
MBKT 150-1-Bip	35
MBKT 152	35
MBKT 154	35
MBKT 168	35
MBKT 178	35
MBKT 179	35
MBKT 181	35
MBKT 220	35
MBKT 288	35
MBKT 288-1	35
MBKT 372	36
MBKT 375	36
MBKT 400-30	36
MBKT 400-30 Bip	36
MBKT 403-12	36
MBKT 405-4	36
MBKT 405-6	36
MBKT 405-8	36
MBKT 406-10	36
MBKT 406-15	36
MBKT 406-19	36
MBKT 408-16	36

Part Number	Page
MBKT 409-10	36
MBKT 409-10-1	36
MBKT 409-10-4	36
MBKT 409-24	36
MBKT 409-9	36
MBKT 409-R-10	36
MBKT 410-1	36
MBKT 411-12	37
MBKT 412-14	37
MBKT 414-11	37
MBKT 414-16	37
MBKT 415-18	37
MRAFT 416	37
MBKT 417-36	37
MBKT 419-16	37
MBKT 420-11	37
MBKT 421-17	37
MBKT 422-11	37
MBKT 423	37
MBKT 426-24	37
MBKT 428-32	37
MBKT 430	37
MBKT 432	37
MBKT 434	37
MBKT 436-21	37
MBKT 438-12	37
MBKT 438-24	37
MBKT 438-36	37
MBKT 488	38
MBKT 502	38
MBKT 510	38
MBKT 521	38
MBKT 616	38
MBKT 617	38
MBKT 619	38
MBKT 627	38
MBKT 628	38
MBKT 711	38
MBKT 719	38
MBKT 725	38
MBKT 730	38
MBKT 800	38
MBKT 825	38
MBKT 1011	39
MBKT 1311-C	39
MBKT 1313	39

Part Number	Page
MBKT 1410	39
MBKT 1426	39
MBKT 1616	39
MBKT 1635	39
MBKT 1710	39
MBKT 1810	39
MBKT 2222	40
MBKT 2226	40
MBKT 2533	40
MBKT 5245	40
MBKT 7612	40
MBKT 8115	40
MBKT 8166	40
MBKT 8727	40
MBKT 10109	40
MBKT 16183	40
MBKT 25149	40
MBKT 28275	41
MBKT 30244	41
MBKT 30308	41
MBKT 42525	41
MBKT 63440	41
MBR 183	26
MBR 201	5
MBR 203	9
MBR 205	14
MBR 208	21
MBR 211	5
MBR 212	26
MBR 213	26
MBR 215	17
MBR 233	5
MBR 525	26
MBR 721	26
MBR 761	9
MC	51,52
MCAP 560-1	62
MCC	53
MCCK	53
MCFPNP 308-8	15
MCFPNP 308-8	20
MCIRT	54
MCIRT 1034	54
MCK	51,52
MCM 11-30	97
MCM 22	97

Part Number	Page
MCM 1225-25	97
MCM 2002-14	98
MCM 2003-14	98
MCM 2024-18	98
MCM 2024-25	98
MCM 2025-28	98
MCM 2026-24	98
MCM 2030-31	98
MCM 3324-24	98
MCM 5021-24	98
MCM 5021-31	98
MCM 5030-37	98
MCM 14	99
MCM 15	99
MCM 10	99
MCM 12	99
MCM 9	99
MCM 8	99
MCM 7	99
MCM 11	99
MCM 6	99
MCM 1225	100
MCM 8016	100
MCM 19	100
MCM 5	100
MCM 1220	100
MCM 3	100
MCM 2	100
MCM 1, 18, 4	100
MCM 23	100W
MCM 6000-31	97
MCM 6010-30	97
MCM 6018	97
MCNP 302-8	13,15,20
MCNP 302-9	15,20
MCNP 302-12	24
MCNP 305-8	25
MCNP 305-12	25
MCNP 308-8	13,5
MCNP 308-12	24
MOCL	55
MCP	49,50
MCPAN 29	62
MCPK	49,50
MCTL	54
MCTLS	54



Part Number	Page
MCTLSK	54
MDB 114	42
MDB 114-1	42
MDB 122	42
MDB 135	42
MDB 214	42
MDB 338	42
MDB 355	42
MDB 359	42
MDB 410	42
MDB 444	42
MDB 462	42
MDB 470-1	42
MDB 470-2	42
MDB 470-2-LP10	42
MDB 470-2-RP10	42
MDB 471	42
MDB 471-1	43
MDB 472	43
MDB 472-1	43
MDB 473	43
MDB 473-LP	43
MDB 473-RP	43
MDB 474	43
MDB 475	43
MDB 475-1	43
MDB 476	43
MDB 476-1	43
MDB 477-1	43
MDB 505	43
MDB 506	43
MDB 506-3	43
MDB 510	43
MDB 510LP	43
MDB 510RP	43
MDB 513	43
MDB 519	43
MDB 521	43
MDB 542	44
MDB 560	44
MDB 688	44
MDB 700	44
MDB 702-C	44
MDB 703-C	44
MDB 771	44
MDB 772	44
MDB 800	44

Part Number	Page
MDB 800LP	44
MDB 800RP	44
MDB 803	44
MDB 820	44
MDB 856	44
MDB 900	44
MDB 900-1	44
MDB 900-2	44
MDB 983	44
MDB 988	44
MDB 999	44
MDB 1311-C	45
MDB 7243	45
MDB 10103	45
MDB 10108	45
MDE 2	64
MDE 20	65
MDE 21	65
MDE 4	65
MDKST	88
MDL	54
MDP 44	96
MDP 49	96
MDP RP	65
MDP WG-RP	65
MDPIL 280-6-68	96
MDS 425	65
MEARC 1033	86
METL	54
METLT	54
MFB	67
MFNC 301-6	8,13
MFNC 301-8	13,16,21
MFNC 301-9	16,21
MFNC 301-10	21
MFNC 301-12	24
MFNCH 206-8	25
MFNCH 208-12	25
MFNCH 214-8	25
MFNCH 216-12	25
MFVP 40	96
MGAB 80-8-12-2	61
MGAB 80-8-12-3	61
MGAB 81-96X48	61
MGAB 82-96X48	61
MGD 200	60
MGD 300	60

Part Number	Page
MGD 301	60
MGD 400	61
MGL	54
MMCB 22	62
MHOVKL	57
MHOVL	57
MHOVLTRK	57
MMRECTL	55
MMRKL	55
MMRL	55
MMRLTKS	55
MKST	87
MLAP	53
MLC/ MLCK	53
MLCM 5030-37	58
MPL 3051-7	27
MPL 440-8	27
MPL 790-8	27
MPL 790-10	27
MLPP	53
MLS	98
MMIS 15	64
MMLD 377-16	68
MMLD 378-16	68
MMLD 379-16	68
MMLD 711-10	68
MMLD 721-12	68
MMLD 900-8	68
MMLD 902-5	91
MMLD 902-5-12	68
MMLD 1000-14	68
MMLD 1001-16	68
MMLD 1001-1-16	68
MMLD 1002-16	68
MMLD 1002-1-16	68
MMLD 1004-16	69
MMLD 1005-8	69
MMLD 1006-16	69
MMLD 1008-12	69
MMLD 1009-16	69
MMLD 1010-12	69
MMLD 1011-16	69
MMLD 1012-16	69
MMLD 1013-16	69
MMLD 1014-16	69
MMLD 1015-16	69
MMLD 1016-16	69

Part Number	Page
MMLD 1018-16	69
MMLD 1019-8	69
MMLD 1020-16	70
MMLD 1021-16	70
MMLD 1022-16	70
MMLD 1023-16	70
MMLD 1024-16	70
MMLD 1025-16	70
MMLD 1026-16	70
MMLD 1027-16	70
MMLD 1028-16	70
MMLD 1029-16	70
MMLD 1030-16	70
MMLD 1030-1-16	71
MMLD 1031-16	71
MMLD 1031-1-16	71
MMLD 1032-16	71
MMLD 1033-1-16	71
MMLD 1033-16	71
MMLD 1034-1-16	71
MMLD 1034-16	71
MMLD 1035-16	71
MMLD 1036-16	71
MMLD 1037-16	72
MMLD 1039-16	72
MMLD 1040-16	72
MMLD 1041-16	72
MMLD 1042-16	72
MMLD 1042-1-16	72
MMLD 1043-16	72
MMLD 1044-16	72
MMLD 1045-16	72
MMLD 1045-1-16	72
MMLD 1046-16	73
MMLD 1048-16	73
MMLD 1049-16	73
MMLD 1049LP / RP	73
MMLD 1050-16	73
MMLD 1051-16	73
MMLD 1052-8	73
MMLD 1053-8	73
MMLD 1054-16	73
MMLD 1055-12	73
MMLD 1056-8	73
MMLD 1057-16	73
MMLD 1058-16	73
MMLD 1059-16	73
MMLD 1060-16	74

Part Number	Page
MMLD 1061-16	74
MMLD 1062-16	74
MMLD 1063-16	74
MMLD 1063-16	74
MMLD 1064-12	74
MMLD 1065-16	74
MMLD 1066-16	74
MMLD 1067-8	74
MMLD 1068-16	74
MMLD 1069-16	74
MMLD 1070-16	74
MMLD 1071-16	75
MMLD 1071-9-16	75
MMLD 1071-11-16	75
MMLD 1072-16	75
MMLD 1072-1-16	75
MMLD 1073-16	75
MMLD 1074-16	75
MMLD 1075-16	75
MMLD 1075-1-16	75
MMLD 1076-8	75
MMLD 1078-8	75
MMLD 1079-8	75
MMLD 1080-16	75
MMLD 1081-8	76
MMLD 1082-8	76
MMLD 1083-12	76
MMLD 1085-16	76
MMLD 1090-8	76
MMLD 1092-16	76
MMLD 1098-12	76
MMLD 1101-11-16	76
MMLD 1101-11-16R	67
MMLD 1101-7-16	76
MMLD 1101-7-16R	67
MMLD 1102-126	67
MMLD 1120-16	77
MMLD 1630	77
MMLD 2015-16	77
MMLD 2019-16	77
MMLD 2021-8	77
MMLD 2027-12	77
MMLD 2032-12	77
MMLD 2041-16	77
MMLD 2046-12	77
MMLD 2057-12	77
MMLD 2061-12	77
MMLD 2072-16	78

Part Number	Page
MMLD 2076	78
MMLD 2083-16	78
MMLD 2088-16	78
MMLD 2093-12	78
MMLD 2093-1-12	78
MMLD 2103-16	78
MMLD 2108-16	78
MMLD 2116-16	78
MMLD 2121-16	78
MMLD 2122-16	78
MMLD 2130-8	78
MMLD 2134-12	78
MMLD 2139-12	79
MMLD 2152-16	79
MMLD 2152A-16	79
MMLD 2152B-16	79
MMLD 2157-8	79
MMLD 2162-16	79
MMLD 2308-12	79
MMLD 2309-10	79
MMLD 2310-16	79
MMLD 2311-12	79
MMLD 2312-10	79
MMLD 2313-10	79
MMLD 2314-10	79
MMLD 2337-16	80
MMLD 2338-8	80
MMLD 2366-8	80
MMLD 2369-16	80
MMLD 2370-10	80
MMLD 2371-10	80
MMLD 2374-12	80
MMLD 2375-8	80
MMLD 2401-16	80
MMLD 2402-16	80
MMLD 2408-8	80
MMLD 2431-16	80
MMLD 2432-16	80
MMLD 2435-16	81
MMLD 2455-16	81
MMLD 2497-16	81
MMLD 2498-16	81
MMLD 2499-12	81
MMLD 2500-10	81
MMLD 2502-16	81
MMLD 2504-8	81
MMLD 2506-8	81
MMLD 2539-12	81

Part Number	Page
MMLD 2546-12	81
MMLD 2550-12	81
MMLD 2597-8	81
MMLD 2611-16	82
MMLD 2693-16	82
MMLD 3001-8	82
MMLD 3025-12	82
MMLD 3100-16	82
MMLD 3120-16	82
MMLD 3178-8	82
MMLD 3316-16	82
MMLD 3318-16	82
MMLD 4067-16	82
MMLD 4216-16	82
MMLD 4490-16	82
MMLD 6425-12	82
MMLD 9512	82
MNC 300-6	8,13
MNC 300-8	13,16,21
MNC 300-9	16,21
MNC 300-10	21
MNC 300-12	24
MNIC 550-1	63
MNIC 550-2	63
MNIP 3	63
MNP 2540-5	8
MNP 300-4	8
MNP 300-6	8,13
MNP 300-8	13,15,20
MNP 300-8-18	13,15
MNP 300-9	15,20
MNP 300-10	20
MNP 300-12	24
MNP 301-8	15
MNP 304-10	20
MNPK 300-8	16,20
MNPK 300-9	16,20
MNPK 300-10	20
MNPK 300-12	24
MOCL	55
MPAN 12X94	62
MPAN 19X79	62
MPC	51
MPCP	49
MPIL 160	50
MPIL 161	50

Part Number	Page
MPIL 162	50
MPIL 260	52
MPIL 261	52
MPIL 262	52
MPIL 560-14-144	62
MPIN	64
MPIN 11	64
MPIN 14	64
MPIN 3	64
MPKST	88
MPL	55
MPNB 302-4	8
MPNB 302-6	8,13
MPNB 302-8	13,16,21
MPNB 302-9	16,21
MPNB 302-10	21
MPNB 302-12	24
MPNC 302-1-6	8,13
MPNC 302-1-8	13,16
MPNC 302-1-9	16,21
MPNC 302-1-11	21
MPNC 302-1-12	24
MPNC 302-6	8,13
MPNC 302-8	13,16,21
MPNC 302-9	16,21
MPNC 302-10	21
MPNC 302-12	24
MPNK 300-6	13
MPNK 300-8	13
MPNP 301-8	13,20
MPNP 301-9	15,20
MPNP 301-10	20
MPNP 301-12	24
MPNP 304-8	25
MPNP 304-12	25
MPNP 307-8	13
MPNP 307-12	24
MPS	98
MPSC	51,52
MPSCP	49,50
MRAFT 424	46
MRAFT 431	46
MRAFT 460	46
MRAFT 470	46
MRAFT 480	46
MRAFT 490	46

Part Number	Page
MRAFT 507	46
MRAFT 510	43
MRAFT 510-B	43
MRAFT 571	43
MRAFT 39810	46
MRECTL	55
MRMC	48,49
MRMCP	46, 47
MRK 202	13,29
MRK 204	14,29
MRK 206	14,29
MRK 208	24,29
MRKL	56
MRKS 202	13,29
MRKS 204	14,29
MRKS 206	14,29
MRKS 208	24,29
MRKST	87
MRLFT 27	56
MRLFT 34	56
MRLT	56
MRLT 1034	56
MRLTK	56
MRLTRK	56
MROS 1	64
MRP	53
MSARC 1104	86
MSARC 1106	86
MSB 900	15,20,24
MSC	51,52
MSCP	49,50
MDSC	53
MSNP 303-8	13,15,20
MSNP 303-9	15,20
MSNP 303-12	24
MSNP 309-8	13,15
MSNP 309-12	24
MSPAN 150-12-8	63
MSPAN 12X94	62
MSPIRE 1039	62
MSPNP 306-12	25
MSPNP 306-8	25
MTC 300-4	8
MTC 300-6	8,13
MTC 300-8	13,16,21
MTC 300-9	16,21

Part Number	Page
MTC 300-10	21
MTC 300-12	24
HTL	57
MTPP 440-9	27
MTPP 3051-114	27
MTPP 3051-9	27
MTPP 3058-8	27
MTR 180	5
MTR 182	26
MTR 200	5
MTR 202	9
MTR 204	14
MTR 206	16
MTR 207	16
MTR 208	21
MTR 210	5
MTR 212	26
MTR 214	17
MTR 216	22
MTR 218	14
MTR 220	26
MTR 232	5
MTR 760	9
MTRG 202-8,10,12	9
MTRG 206-8,10,12	17
MTRI 10	64
MTRI 11	64
MURN 11	64
MURN 15	64
MURN 717	66
MURN 820	64
MVOVKL	57
MVOVL	57
MVOVL 1034	57
MVP 1	53
MVP 2	53
MVSM 1009-16	83
MVSM 1051-16	83
MVSM 1065-16	83
MVSM 2550-16	85
MWH 900	89
MWH 901	89
MWH 902	89
MWH 903	90
MWH 904	90
MWH 905	90

Part Number	Page
MWH 906	91
MWH 907	91
MWH 908	91
MWH 909	91
MWH 910	91
MWH 911	92
MWH 911-O	92
MWH 912	92
MWH 913	92
MWH 915	93
MWH 917	93
MWH 918	93
MWH 919	93
MWH 920	93
MWH 926	93
MWH 930	93
MWH 936	94
MWH 940	94
MWH 941	94
MWH 942	94
MWH 979	94
MWH 980	94
MWH 981	94
MWH 982	94
MWHK 900	89
MWHK 901	89
MWHK 902	89
MWHK 903	90
MWHK 904	90
MWHK 905	90
MWHK 906	91
MWHK 907	91
MWHK 908	91
MWHK 912	92
MWHK 913	92
MWHK 926	93
MWHK 930	93
MWHK 940	94
MWHK 941	94
MWHK 942	94
MWH 100	97
MWH 200	97
MWH 300	97



Other quality products from Melton Classics include:

- Poly/Marble Columns & Balustrades - DuraClassic™
- FiberWound Classic™ Load Bearing Fiberglass Columns
- FiberFlute Classic™ Load Bearing Fiberglass Columns
- The Classic™ Wood Architectural Columns
- MarbleTex™ Synthetic Stone Columns & Balustrades
- MeltonStone™ Cast Stone Balustrades, Columns and Architectural Details
- FRP Classic™ Fiberglass Column Covers and Cornice Mouldings
- FiberCrete™ Glass-Fiber Reinforced Concrete Columns and Architectural Ornamentation
- PlasterCast™ Glass-Fiber Reinforced Gypsum Columns and Architectural Ornamentation

For budget pricing information call or fax us your design information and quantities for a custom quotation for your project. For a free product CD please fax your request to: 770-962-6988 or call 800-963-3060.



Melton[™]
Classics
Incorporated

fine architectural millwork products

P.O. Box 465020 • Lawrenceville, Georgia 30042
800-963-3060 • (770) 963-3060 • FAX: (770) 962-6988
www.meltonclassics.com

Melton Classics is continually conducting product improvement and development and therefore reserves the right to change or discontinue any product without notice.

© 2005 Melton Classics, Inc.

